



CONTACT US

PARA LIGHT CORP. USA


🏠 515 Spanish Lane, Suite B, Walnut, CA 91789

✉ sales@paralightusa.com

☎ T+909-468-4866 F+909-468-4876

🌐 www.paralightusa.com

2022 Display | Component



Chairman Mr. David Ma
Established in 1987
Capital USD 37million
No. of Employee 1028

Founded in 1987, PARA LIGHT is now a global innovator and leader in visible and invisible LED fields. With two manufacturing plants certified with ISO 14001, ISO 9001, TS16969, and also complies with REACH and RoHS.

We offer advanced and beyond expectation R&D services based on the strongest lineup ever of 1,028 employees located in different countries and cities that includes more than 70 professional engineers, and 80 Quality Assurance squad.

About the product category, from the elementary LED component to further appliance such as UV sensor, LED back light, integrated light module, commercial lighting, automotive lighting and any lighting solution, PARA LIGHT keeps growing and expanding the products diversity in response to the global industry or market trend.

DIGIT



Single Digit	06-18
Dual Digit	20-27
Three Digit	28-33
Four Digit	34-45
Five Digit	46-51

ALPHA NUMERIC



Alpha Numeric	52-57
0.39 inch	
0.5 inch	
0.8 inch	
1.0 inch	
2.6 inch	
0.54 inch	

LIGHT BAR ARRAY



Light Bar Array	58-61
-----------------	-------

DOT MATRIX



Single Color	63-68
Dual Color	69-71

CUSTOM MADE



Custom Made	72-79
-------------	-------

SMT

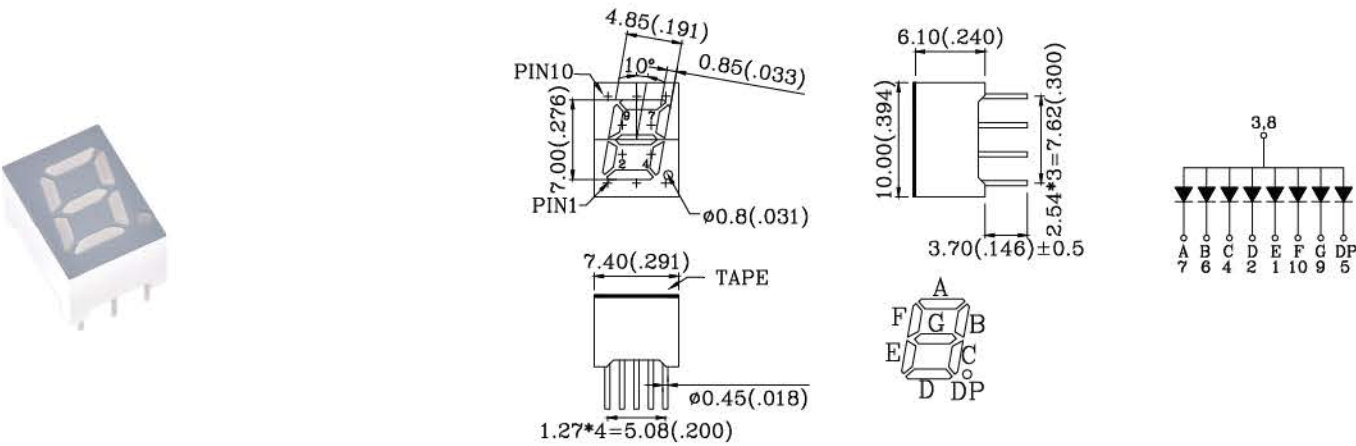


Single Digit	81-84
Dual Digit	86-88
Three Digit	90-91



2A1 Single Digit Series

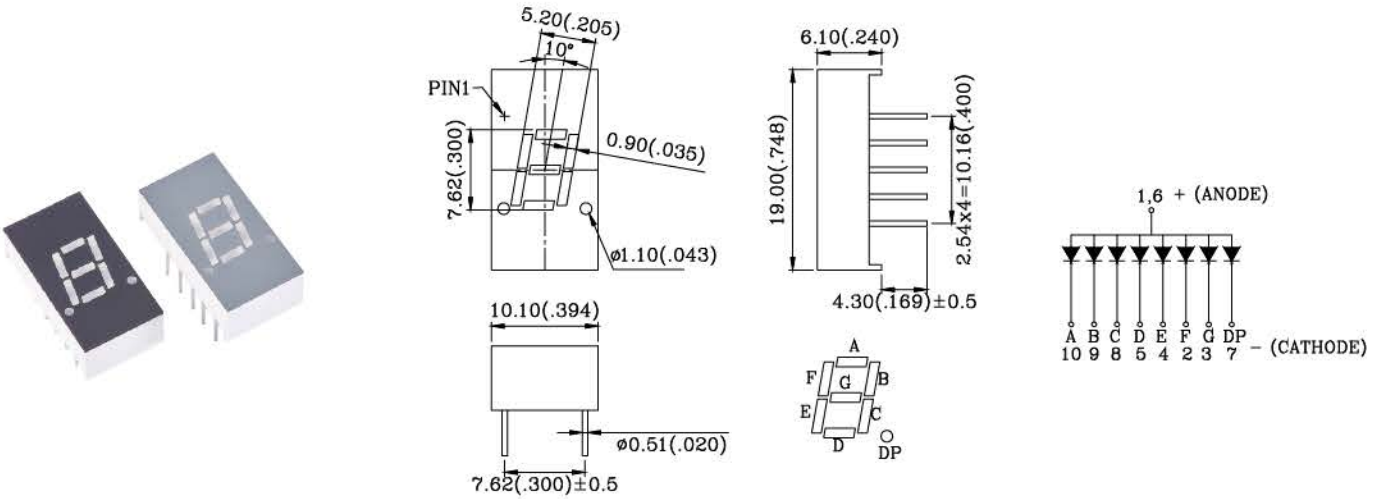
Outline Dimensions 0.28 inch



Common Anode		Color	Wavelength λ_d (nm)/CIE (x,y)	Typ. Luminous Intensity I_v (mcd)/Seg.	Forward Current I_F (mA)	VF (V) 20 mA	
Part No.	Ref. PN					Typ.	Max.
A2A1G	DMA12G179G	Yellow Green	570	1.6	10	2.1	2.5
A2A1E	DVA12E006G	Super Red	628	1.2	10	2.1	2.6
A2A1SR	DLA12SR095G	Hyper Red	640	8	10	1.9	2.3

301 Single Digit Series

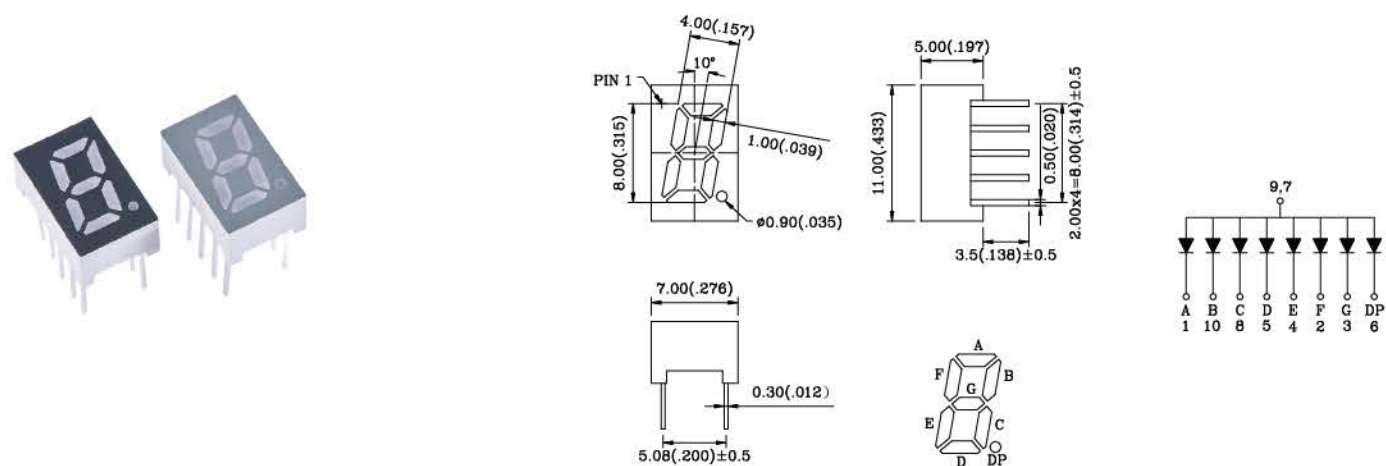
Outline Dimensions 0.3 inch



Common Anode		Color	Wavelength λ_d (nm)/CIE (x,y)	Typ. Luminous Intensity I_v (mcd)/Seg.	Forward Current I_F (mA)	VF (V) 20 mA	
Part No.	Ref. PN					Typ.	Max.
A301G	DVA13G013G	Yellow Green	570	1.6	10	2.0	2.4
A301E	DVA13E014G	Super Red	628	1.8	10	2.1	2.6
A301SR	DHA13SR366	Hyper Red	640	5	10	1.9	2.3

311 Single Digit Series

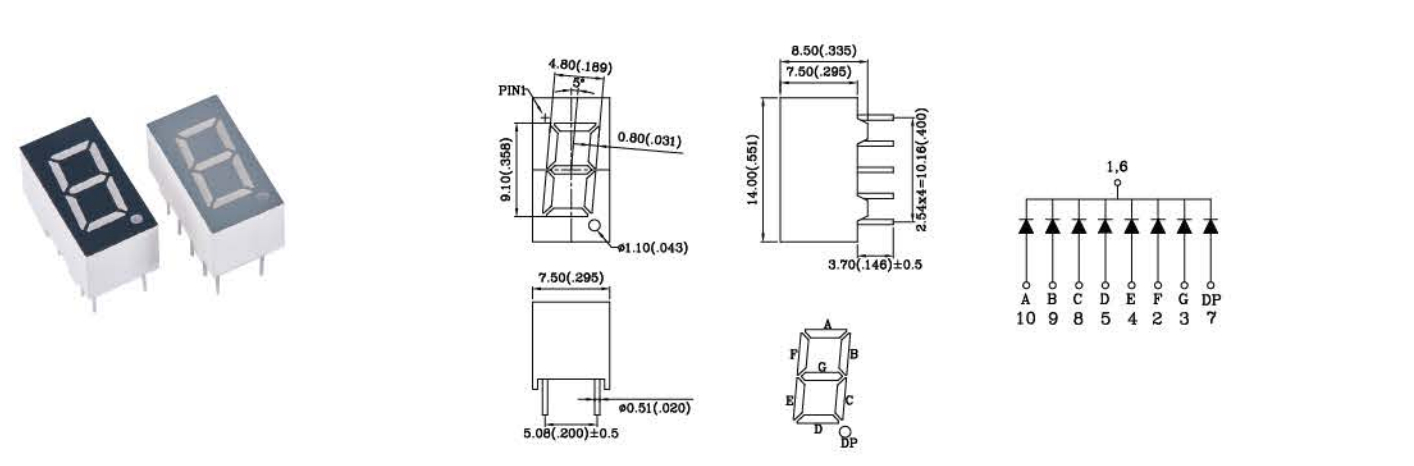
Outline Dimensions 0.31 inch



Common Anode		Color	Wavelength λ_d (nm)/CIE (x,y)	Typ. Luminous Intensity I_v (mcd)/Seg.	Forward Current I_F (mA)	VF (V) 20 mA	
Part No.	Ref. PN					Typ.	Max.
A311G	DOA13G137G	Yellow Green	570	1.6	10	2.0	2.4
A311E	DKA13E122	Super Red	628	1.8	10	2.1	2.6
A311SR	DKA13SR053G	Hyper Red	640	5	10	1.9	2.3

361 Single Digit Series

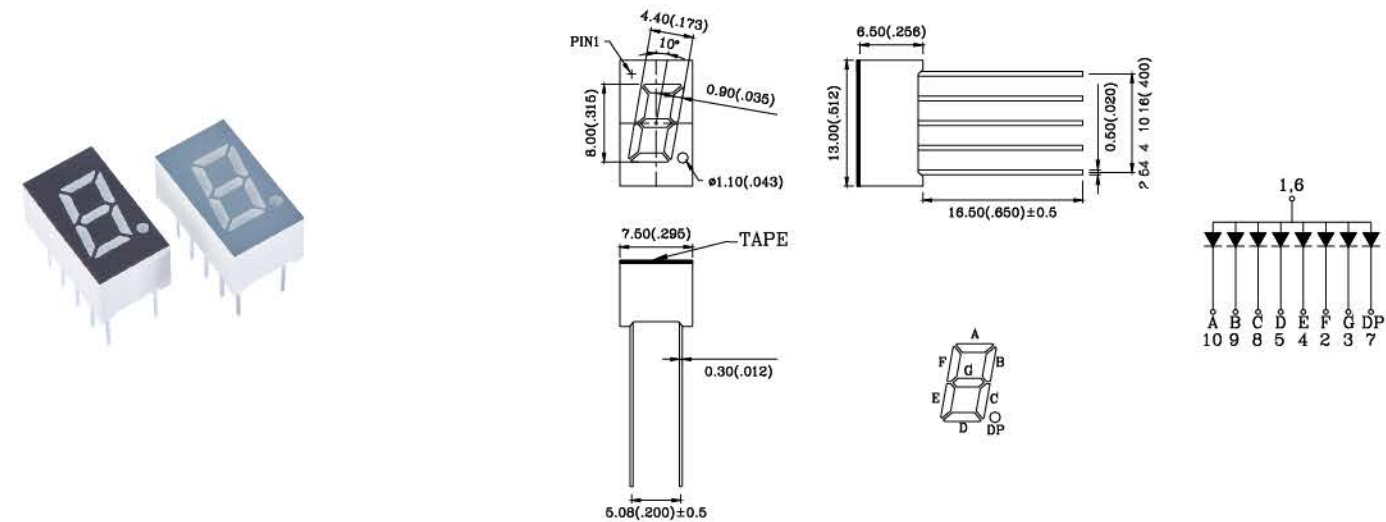
Outline Dimensions 0.36 inch



Common Anode		Color	Wavelength λ_d (nm)/CIE (x,y)	Typ. Luminous Intensity I_v (mcd)/Seg.	Forward Current I_F (mA)	VF (V) 20 mA	
Part No.	Ref. PN					Typ.	Max.
A361G	DPA13G080G	Yellow Green	570	1.8	10	2.0	2.4
A361E	DHC13E355	Super Red	628	1.8	10	2.1	2.6
A361SR	DJA13SR278	Hyper Red	640	5	10	1.9	2.3

321 Single Digit Series

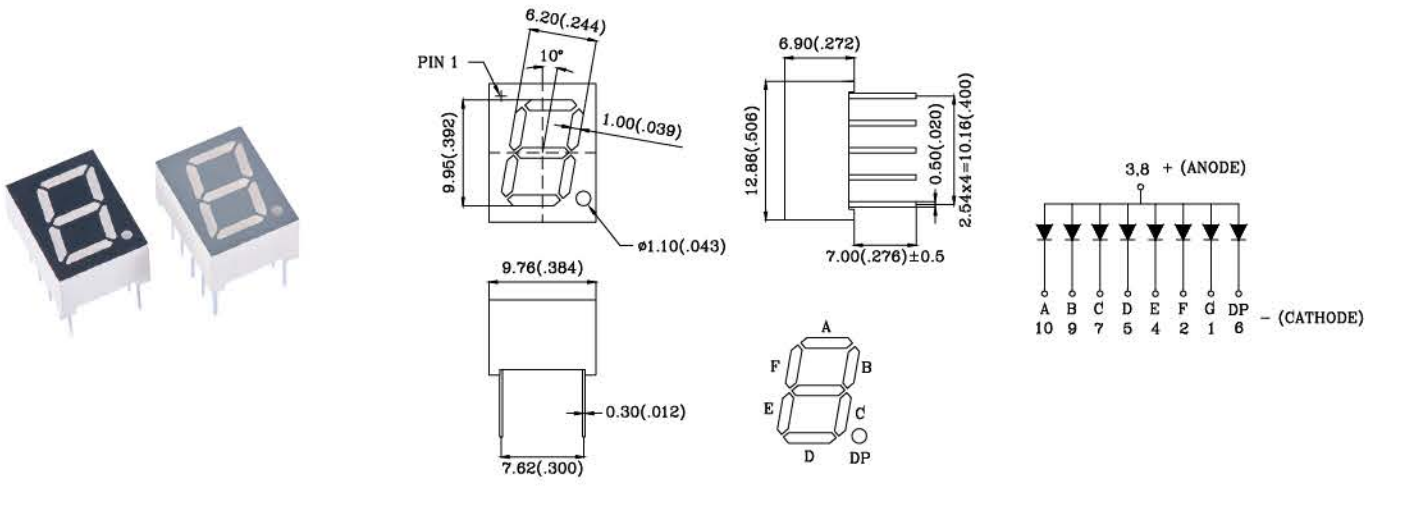
Outline Dimensions 0.32 inch



Common Anode		Color	Wavelength λ_d (nm)/CIE (x,y)	Typ. Luminous Intensity I_v (mcd)/Seg.	Forward Current I_F (mA)	VF (V) 20 mA	
Part No.	Ref. PN					Typ.	Max.
A321UB	DLA13B167G	Blue	465	12	10	3.0	3.5
A321G	DOA13G063G	Yellow Green	570	1.6	10	2.0	2.4
A321E	DVA13E007G	Super Red	628	1.8	10	2.0	2.6
A321SR	DOA13SR123G	Hyper Red	640	5	10	1.9	2.3

391 Single Digit Series

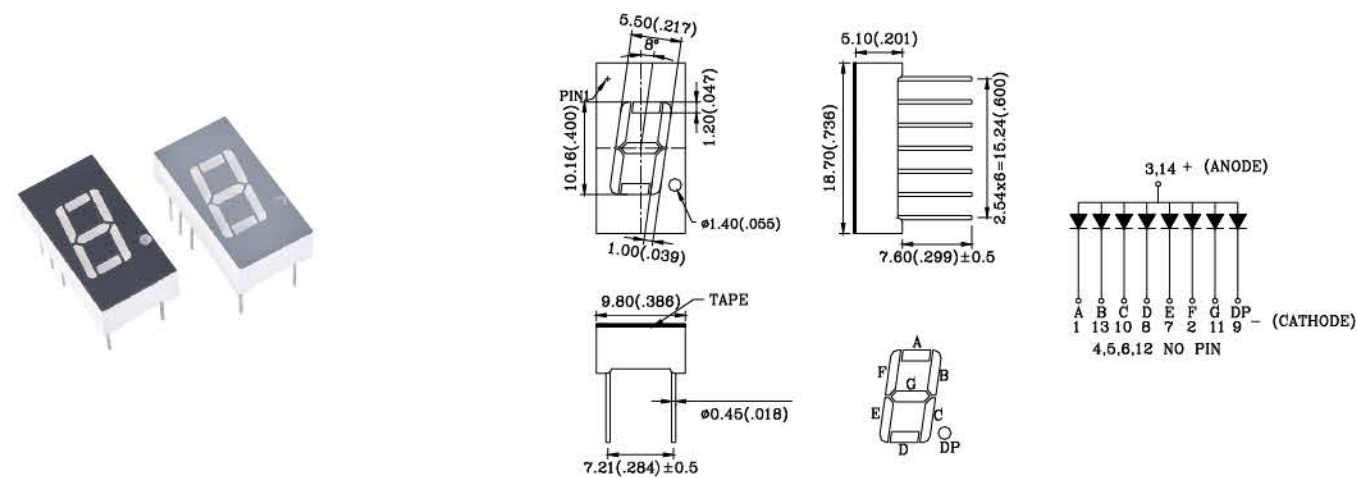
Outline Dimensions 0.39 inch



Common Anode		Color	Wavelength λ_d (nm)/CIE (x,y)	Typ. Luminous Intensity I_v (mcd)/Seg.	Forward Current I_F (mA)	VF (V) 20 mA	
Part No.	Ref. PN					Typ.	Max.
A391UB	DRA13UB015G	Blue	465	16	10	2.9	3.3
A391G	DNA13G059G	Yellow Green	570	1.6	10	2.0	2.4
A391E	DMA13E177G	Super Red	628	1.8	10	2.1	2.6
A391SR	DKA13SR035G	Hyper Red	640	8	10	1.9	2.3

401 Single Digit Series

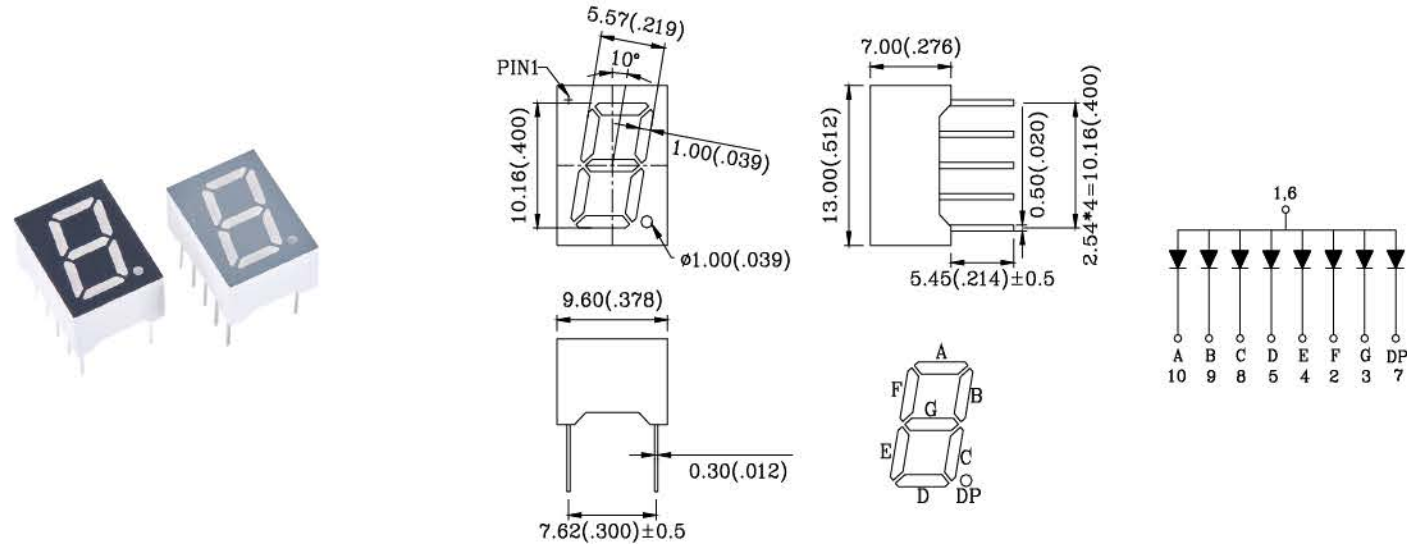
Outline Dimensions 0.4 inch



Common Anode		Color	Wavelength λ_d (nm)/CIE (x,y)	Typ. Luminous Intensity I_v (mcd)/Seg.	Forward Current I_F (mA)	VF (V) 20 mA	
Part No.	Ref. PN					Typ.	Max.
A401UB	DKA13UB106	Blue	465	15	10	3.0	3.5
A401G	DLA14G180G	Yellow Green	570	2.0	10	2.0	2.4
A401E	DOA14E088G	Super Red	628	2	10	2.1	2.6
A401SR	DQA14SR215G	Hyper Red	640	8	10	1.8	2.2

421 Single Digit Series

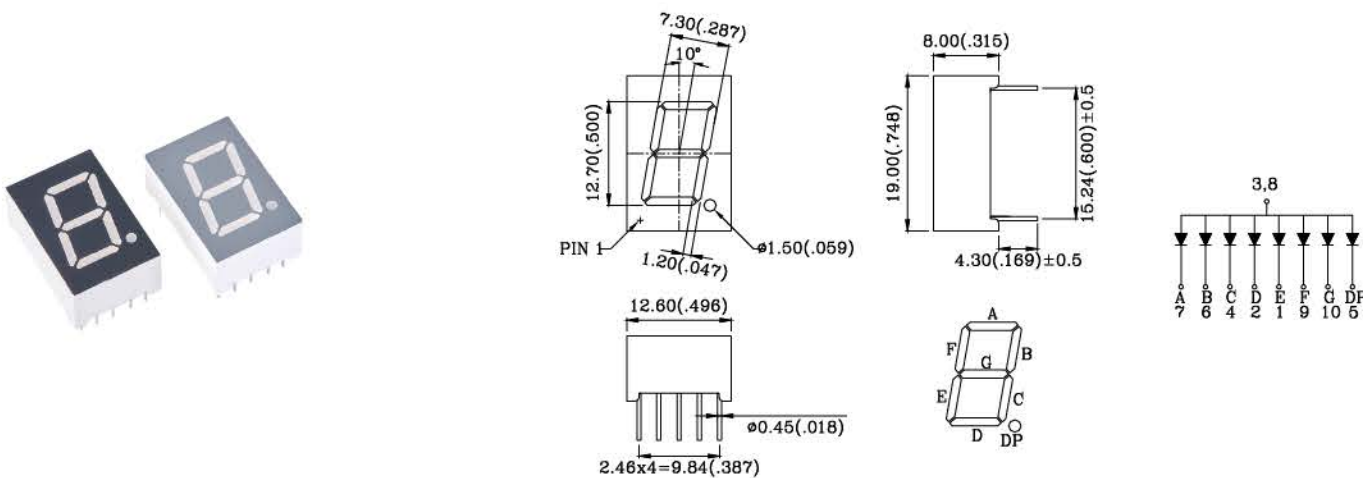
Outline Dimensions 0.4 inch



Common Anode		Color	Wavelength λ_d (nm)/CIE (x,y)	Typ. Luminous Intensity I_v (mcd)/Seg.	Forward Current I_F (mA)	VF (V) 20 mA	
Part No.	Ref. PN					Typ.	Max.
A421UB	DOA14UB158G	Blue	465	17	10	3.0	3.5
A421G	DOA14G040G	Yellow Green	570	1.6	10	2.0	2.4
A421E	DQC14E015G	Super Red	628	2	10	2.1	2.6
A421SR	DMA14SR016G	Hyper Red	640	10	10	1.9	2.3

501 Single Digit Series

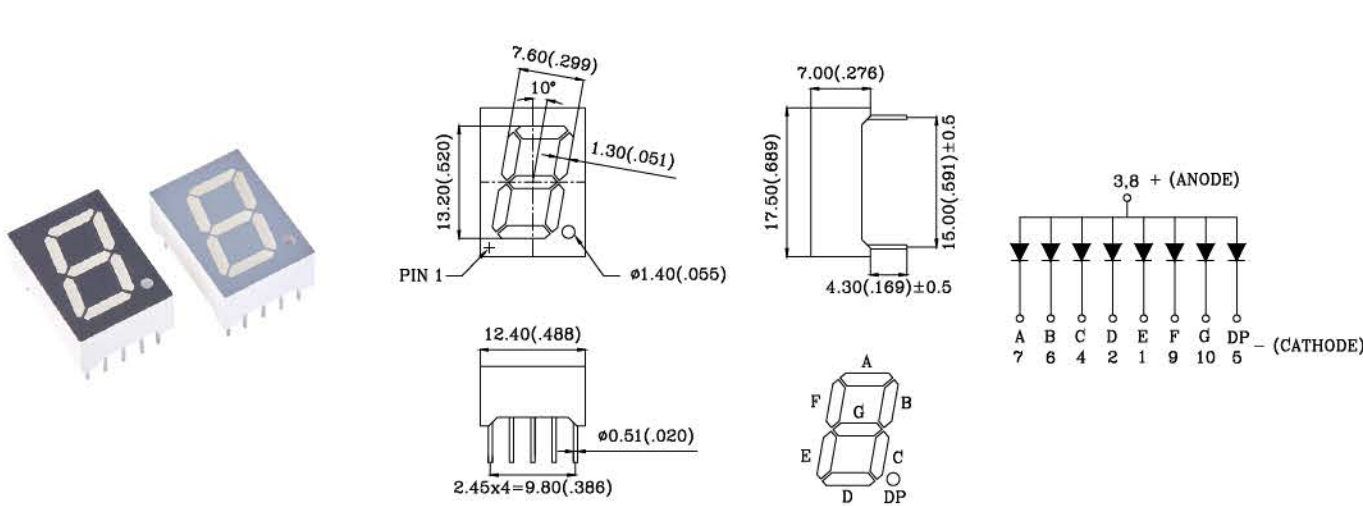
Outline Dimensions 0.5 inch



Common Anode		Color	Wavelength λ_d (nm)/CIE (x,y)	Typ. Luminous Intensity I_v (mcd)/Seg.	Forward Current I_F (mA)	VF (V) 20 mA	
Part No.	Ref. PN					Typ.	Max.
A501UB	DQA15UB042G	Blue	465	28	10	3.0	3.5
A501G	DOA15G118G	Yellow Green	570	2.0	10	2.0	2.4
A501E	DNC15E101G	Super Red	628	2	10	2.1	2.6
A501SR	DKA15SR034G	Hyper Red	640	11	10	1.9	2.3

521 Single Digit Series

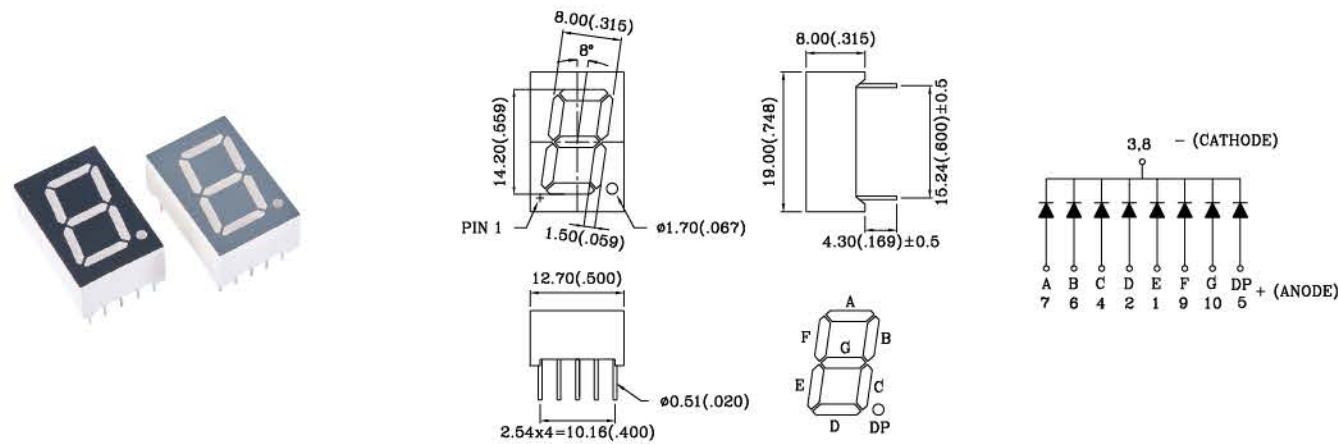
Outline Dimensions 0.52 inch



Common Anode		Color	Wavelength λ_d (nm)/CIE (x,y)	Typ. Luminous Intensity I_v (mcd)/Seg.	Forward Current I_F (mA)	VF (V) 20 mA	
Part No.	Ref. PN					Typ.	Max.
A521UB	DLA15B005G	Blue	465	25	10	3.0	3.5
A521G	DAG1G342	Yellow Green	570	2.0	10	2.0	2.4
A521E	DRA15E017G	Super Red	628	2	10	2.1	2.8
A521SR	DAG1R157	Hyper Red	640	10	10	1.9	2.3

551 Single Digit Series

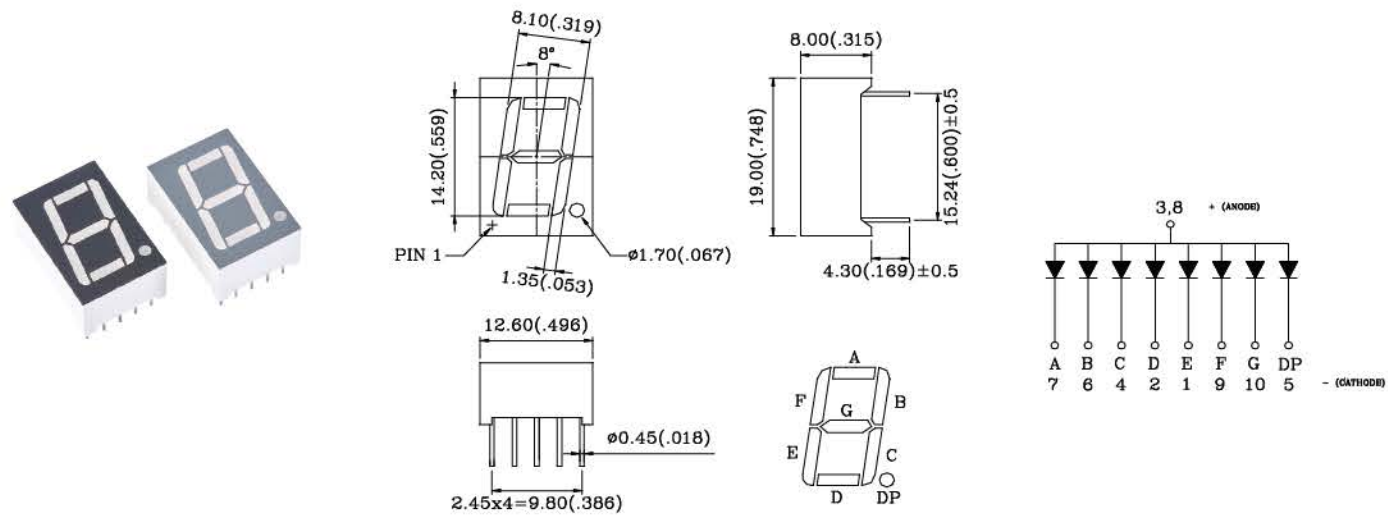
Outline Dimensions 0.56 inch



Common Anode		Color	Wavelength λ_d (nm)/CIE (x,y)	Typ. Luminous Intensity I_v (mcd)/Seg.	Forward Current I_F (mA)	VF (V) 20 mA	
Part No.	Ref. PN					Typ.	Max.
C551UB	DCG1B057	Blue	465	28	10	3.0	3.5
C551G	DUC15G050G-IN	Yellow Green	568	2.0	10	2.0	2.4
C551E	DNC15E074GJ	Super Red	628	2	10	2.1	2.6
C551SR	DLC15SR089G	Hyper Red	640	21	10	1.9	2.3

561 Single Digit Series

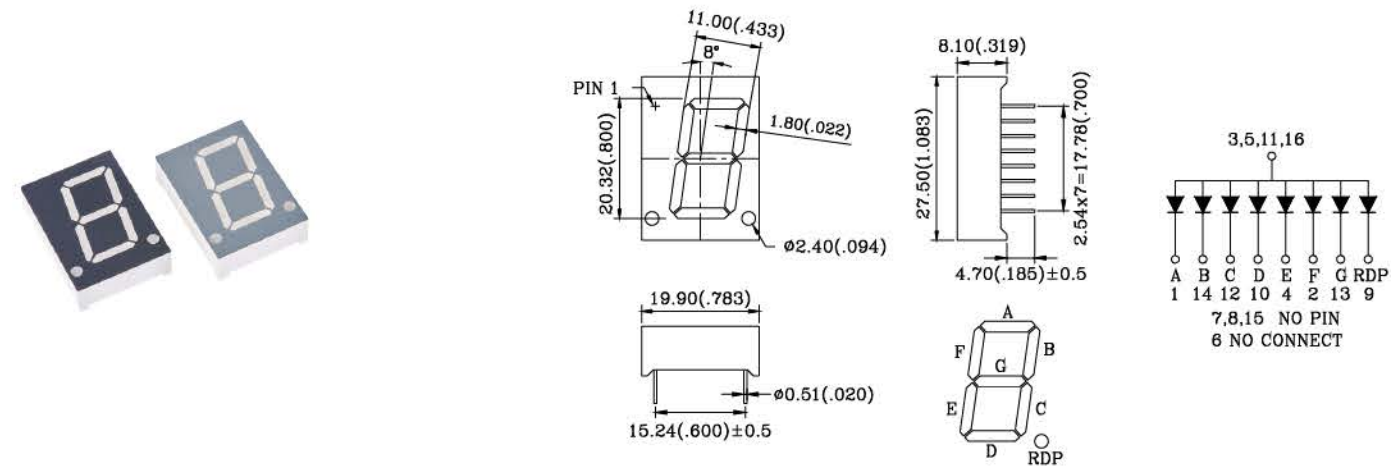
Outline Dimensions 0.56 inch



Common Anode		Color	Wavelength λ_d (nm)/CIE (x,y)	Typ. Luminous Intensity I_v (mcd)/Seg.	Forward Current I_F (mA)	VF (V) 20 mA	
Part No.	Ref. PN					Typ.	Max.
A561UB	DMA15UB173G	Blue	465	28	10	3.0	3.5
A561G	DLA15G092G	Yellow Green	570	2.0	10	2.0	2.4
A561E	DVA15E008G	Super Red	628	2	10	2.1	2.6
A561SR	DQA15SR058G	Hyper Red	640	21	10	1.9	2.3

801 Single Digit Series

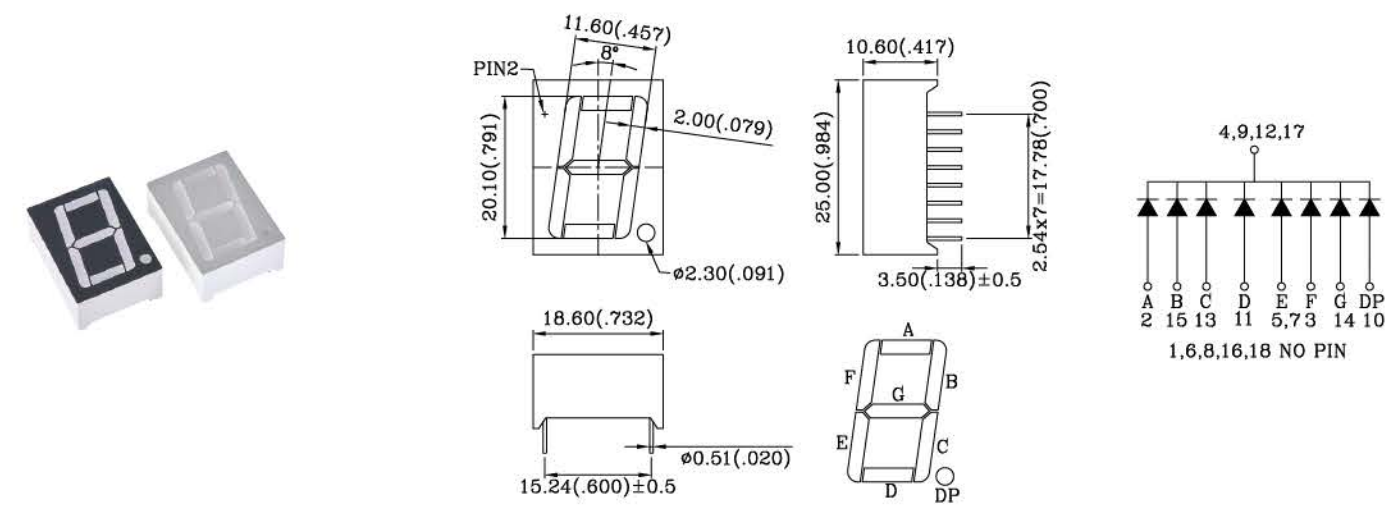
Outline Dimensions 0.8 inch



Common Anode		Color	Wavelength λ_d (nm)/CIE (x,y)	Typ. Luminous Intensity I_v (mcd)/Seg.	Forward Current I_F (mA)	VF (V) 20 mA	
Part No.	Ref. PN					Typ.	Max.
A801G	DAH1G037	Yellow Green	570	3.0	10	2.0	2.4
A801E	DNA18E102G	Super Red	628	3	10	2.1	2.6
A801SR	DMA18SR126GJ	Hyper Red	640	21	10	1.9	2.3

811 Single Digit Series

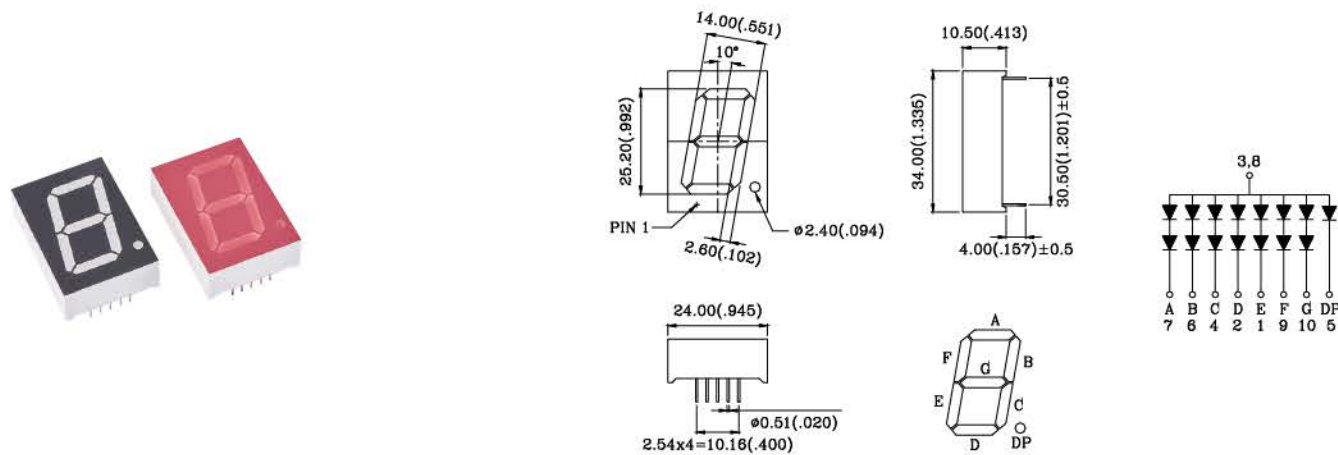
Outline Dimensions 0.8 inch



Common Anode		Color	Wavelength λ_d (nm)/CIE (x,y)	Typ. Luminous Intensity I_v (mcd)/Seg.	Forward Current I_F (mA)	VF (V) 20 mA	
Part No.	Ref. PN					Typ.	Max.
A811G	DTA18G092G	Yellow Green	570	2.7	10	2.1	2.4
A811E	DAG1E488	Super Red	628	3	10	2.1	2.6
C811SR	DCG1R295A	Hyper Red	640	21	10	1.9	2.3

1001 Single Digit Series

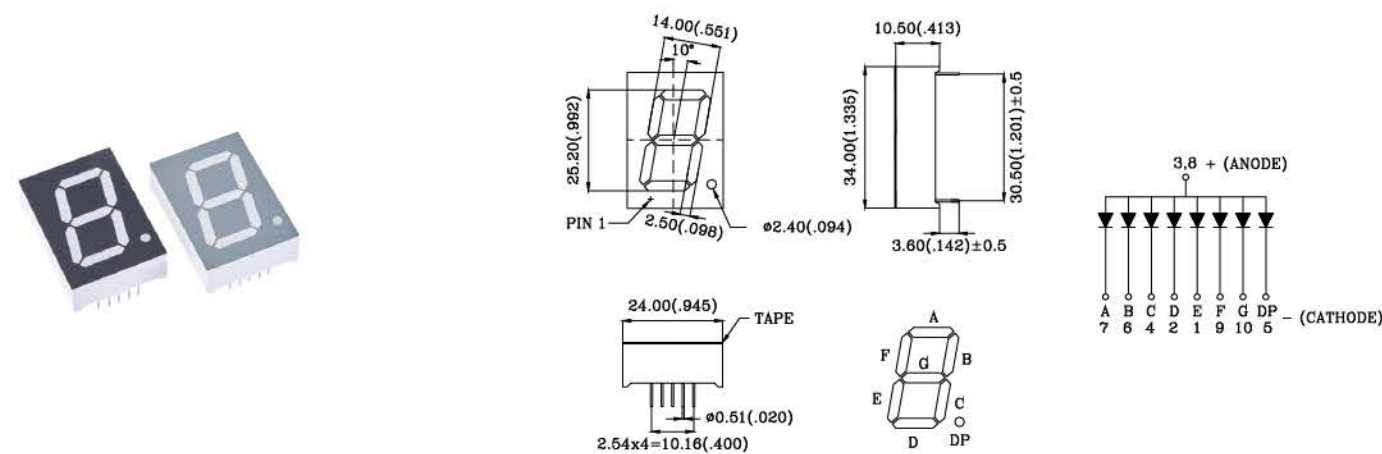
Outline Dimensions 1.0 inch



Common Anode		Color	Wavelength λ_d (nm)/CIE (x,y)	Typ. Luminous Intensity I_v (mcd)/Seg.	Forward Current I_F (mA)	VF (V) 20 mA	
Part No.	Ref. PN					Typ.	Max.
A1001UB	DLA1AUB038GA	Blue	465	5.2	10	6.0	7.0
A1001G	DVA1AG009G	Yellow Green	570	4.0	10	4.0	4.8
A1001E	DVA1AE010G	Super Red	628	4.2	10	4.2	5.2
A1001SR	DVA1ASR011G	Hyper Red	640	40	10	3.6	4.4

1061 Single Digit Series

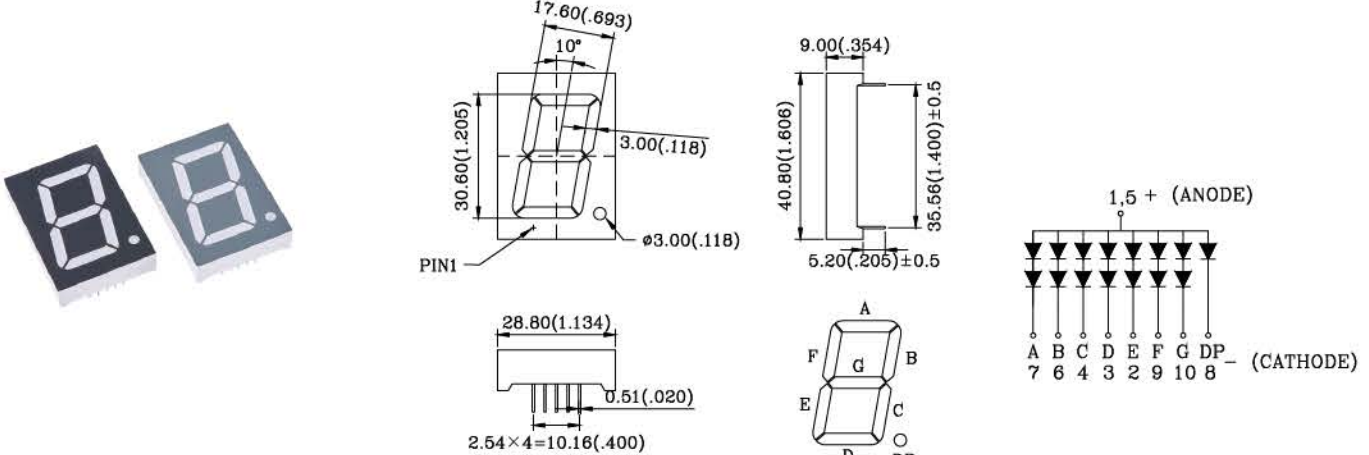
Outline Dimensions 1.0 inch



Common Anode		Color	Wavelength λ_d (nm)/CIE (x,y)	Typ. Luminous Intensity I_v (mcd)/Seg.	Forward Current I_F (mA)	VF (V) 20 mA	
Part No.	Ref. PN					Typ.	Max.
A1061G	DAH1G052	Yellow Green	570	40	10	2.0	2.4
A1061E	DVA1AE012G	Super Red	628	3	10	2.1	2.6
A1061SR	DNA1ASR131G	Hyper Red	640	20	10	1.9	2.3

1201 Single Digit Series

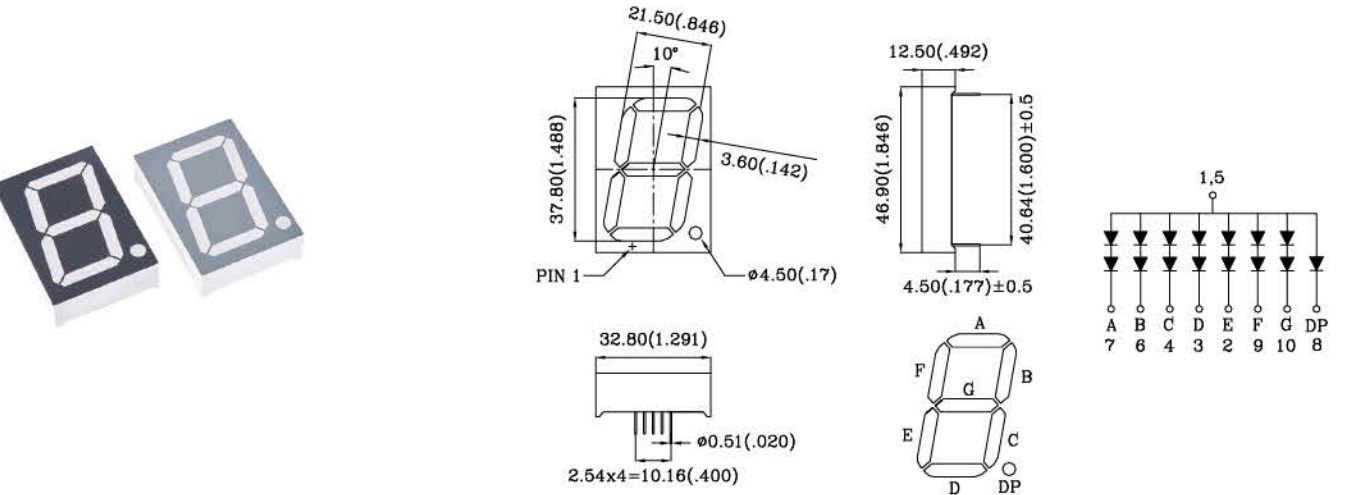
Outline Dimensions 1.2 inch



Common Anode		Color	Wavelength λ_d (nm)/CIE (x,y)	Typ. Luminous Intensity I_v (mcd)/Seg.	Forward Current I_F (mA)	VF (V) 20 mA	
Part No.	Ref. PN					Typ.	Max.
A1201UB	DOA1AUB191G	Blue	465	48	10	6.0	7.0
A1201G	DVA1AG016G	Yellow Green	570	4.0	10	4.0	4.8
A1201E	DVA1AE015G	Super Red	628	4	10	4.2	5.2
A1201SR	DOA1ASR012G	Hyper Red	640	40	10	3.6	4.4

1501 Single Digit Series

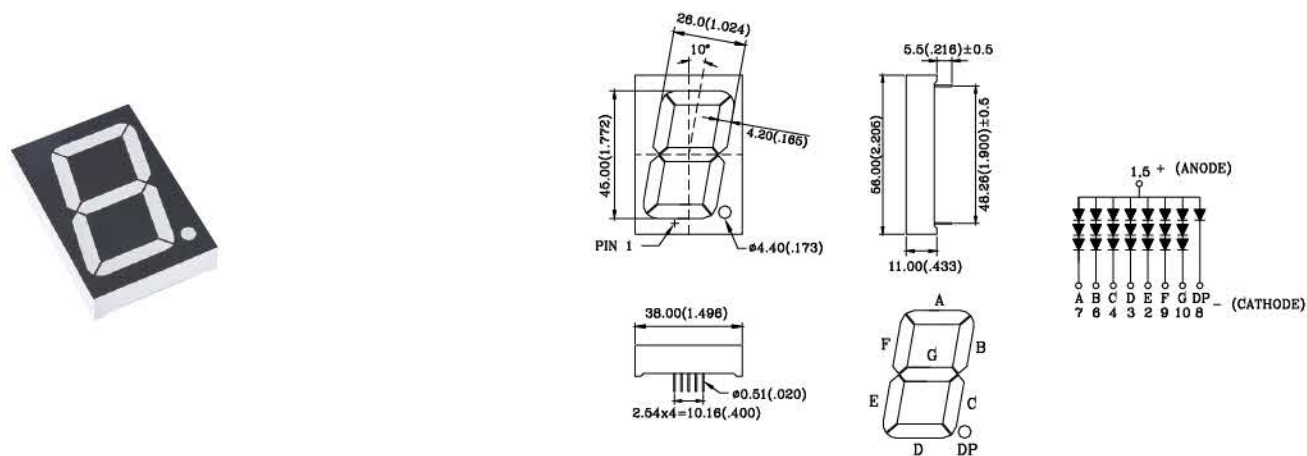
Outline Dimensions 1.5. inch



Common Anode		Color	Wavelength λ_d (nm)/CIE (x,y)	Typ. Luminous Intensity I_v (mcd)/Seg.	Forward Current I_F (mA)	VF (V) 20 mA	
Part No.	Ref. PN					Typ.	Max.
A1501G	DVA1AG017G	Yellow Green	570	4	10	4.0	4.8
A1501E	DVA1AE018G	Super Red	628	4.2	10	4.2	5.2
A1501SR	DMA1ASR161GJ	Hyper Red	640	40	10	3.6	4.4

1801 Single Digit Series

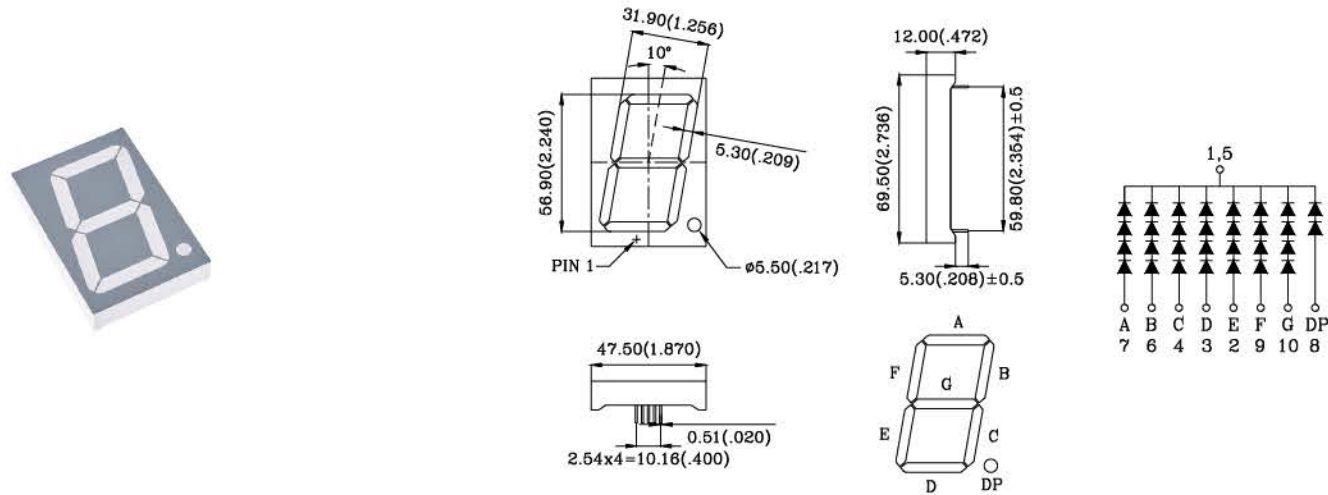
Outline Dimensions 1.8 inch



Common Anode		Color	Wavelength λ_d (nm)/CIE (x,y)	Typ. Luminous Intensity I_v (mcd)/Seg.	Forward Current I_F (mA)	VF (V) 20 mA	
Part No.	Ref. PN					Typ.	Max.
A1801UB	DOA1AUB065G	Blue	465	42	10	9.0	10.5
A1801G	DMA1AG023G	Yellow Green	570	5.2	10	6.0	7.2
A1801E	DAG1E065	Super Red	628	5.6	10	6.3	8.4
A1801SR	DJA1ASR225	Hyper Red	640	25	10	5.4	6.6

2301 Single Digit Series

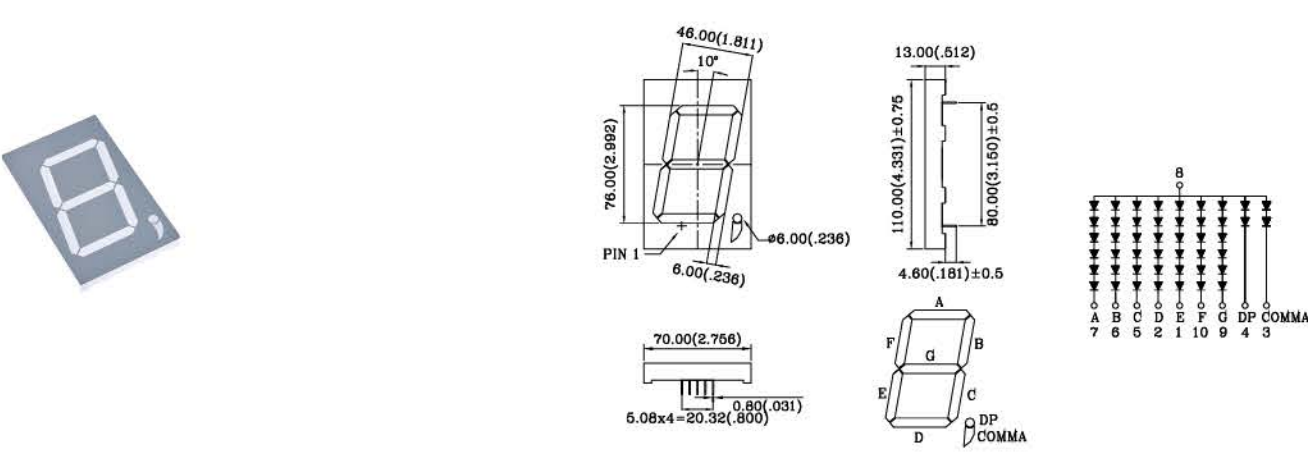
Outline Dimensions 2.3 inch



Common Anode		Color	Wavelength λ_d (nm)/CIE (x,y)	Typ. Luminous Intensity I_v (mcd)/Seg.	Forward Current I_F (mA)	VF (V) 20 mA	
Part No.	Ref. PN					Typ.	Max.
A2301UB	DSA1AUB250GA	Blue	465	160	10	12.0	14.0
A2301G	DPC1AG246G	Yellow Green	570	5.5	10	8.0	9.6
A2301E	DVA1AE019G	Super Red	628	5.5	10	8.4	11.2
A2301SR	DRA1ASR189GA	Hyper Red	640	50	10	7.2	8.8

3001 Single Digit Series

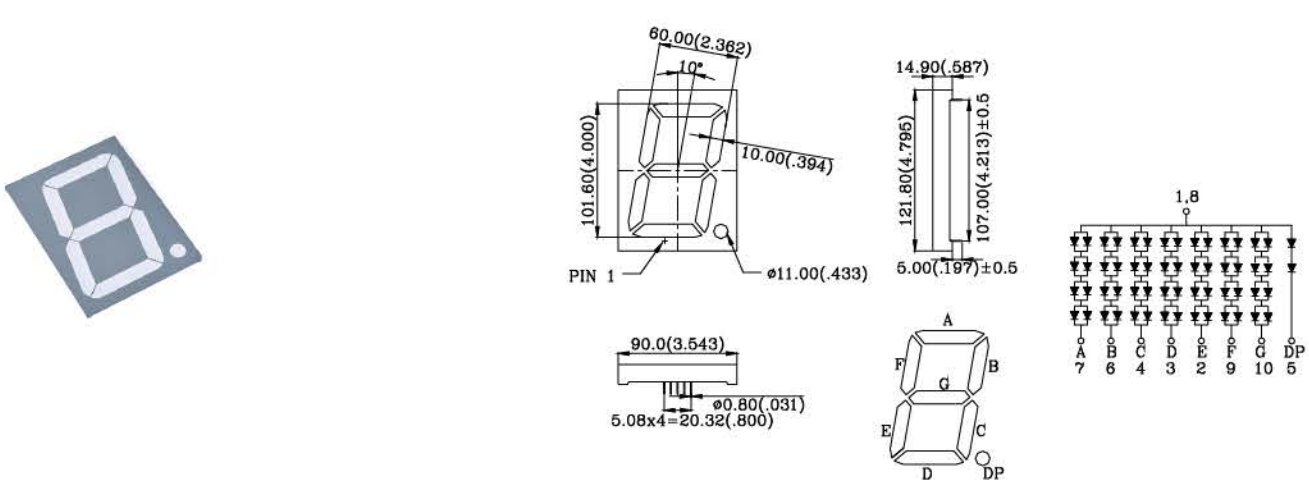
Outline Dimensions 3.0 inch



Common Anode		Color	Wavelength λ_d (nm)/CIE (x,y)	Typ. Luminous Intensity I_v (mcd)/Seg.	Forward Current I_F (mA)	VF (V) 20 mA	
Part No.	Ref. PN					Typ.	Max.
A3001UB	DPA1AUB042G	Blue	465	67	10	17.4	19.8
A3001G	DAG1G563	Yellow Green	570	5.4	10	12.0	14.4
A3001E	DVA1AE020G	Super Red	628	4	10	12.6	16.8
A3001SR	DMA1ASR163GJ	Hyper Red	640	42	10	4.8	13.2

4001 Single Digit Series

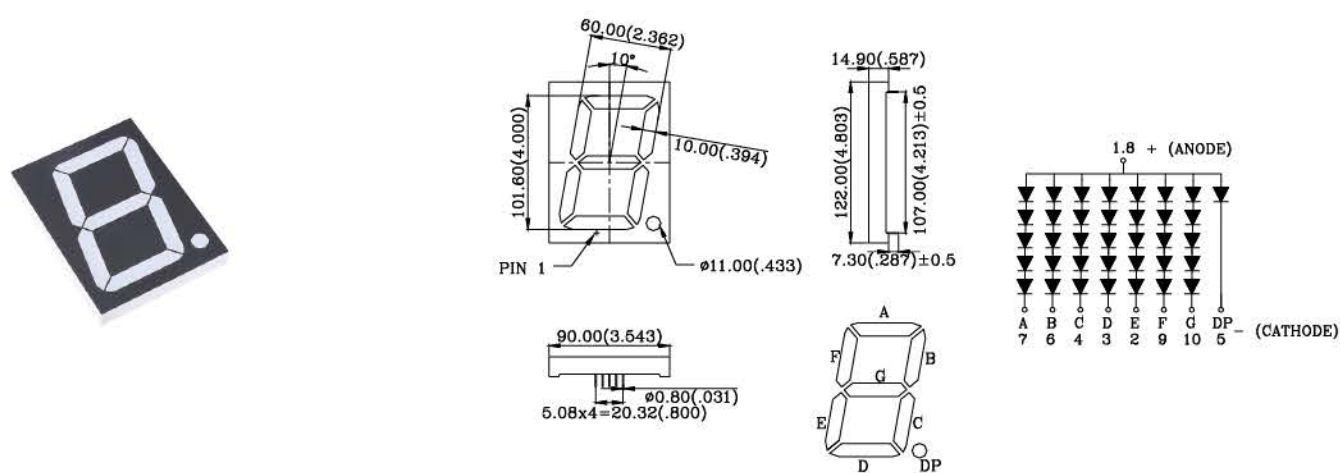
Outline Dimensions 4.0 inch



Common Anode		Color	Wavelength λ_d (nm)/CIE (x,y)	Typ. Luminous Intensity I_v (mcd)/Seg.	Forward Current I_F (mA)	VF (V) 20 mA	
Part No.	Ref. PN					Typ.	Max.
A4001UB	DSA1AUB249GA	Blue	465	220	10	11.6	13.2
A4001G	DVA1AG021G	Yellow Green	570	9	10	8.0	9.6
A4001E	DVA1AE022G	Super Red	628	12	10	8.4	11.2
A4001SR	DRA1ASR199GA	Hyper Red	640	60	10	7.2	8.8

4001-5 Single Digit Series

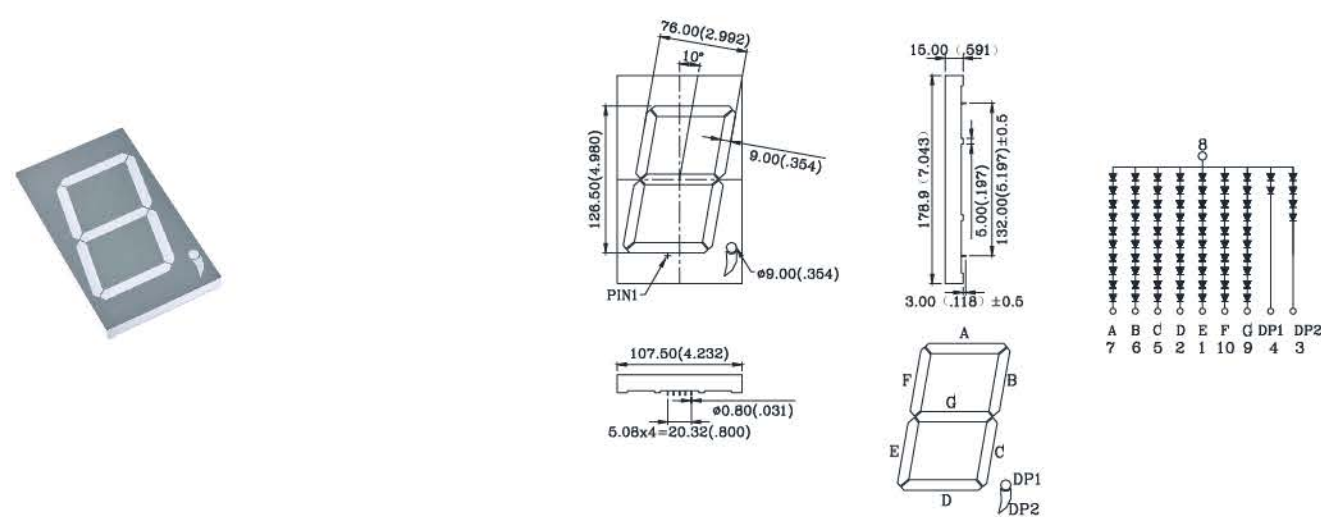
Outline Dimensions 4.0 inch



Common Anode		Color	Wavelength λ_d (nm)/CIE (x,y)	Typ. Luminous Intensity I_v (mcd)/Seg.	Forward Current I_F (mA)	VF (V) 20 mA	
Part No.	Ref. PN					Typ.	Max.
A4001UB-5	DVA1AUB023G	Blue	465	220	10	14.5	16.5
A4001G-5	DVA1AG024G	Yellow Green	570	8	10	10.0	12.0
A4001E-5	DVA1AE025G	Super Red	628	12	10	10.5	14.0
A4001SR-5	DVA1ASR026G	Hyper Red	640	50	10	9.0	11.0

5001 Single Digit Series

Outline Dimensions 5.0 inch



Common Anode		Color	Wavelength λ_d (nm)/CIE (x,y)	Typ. Luminous Intensity I_v (mcd)/Seg.	Forward Current I_F (mA)	VF (V) 20 mA	
Part No.	Ref. PN					Typ.	Max.
A5001G	DMA1AG159GA	Yellow Green	570	30	10	20.0	24.0
A5001E	DVA1AE027G	Super Red	628	35	10	21.0	28.0
A5001SR	DAG1R197	Hyper Red	640	60	10	18.0	22.0





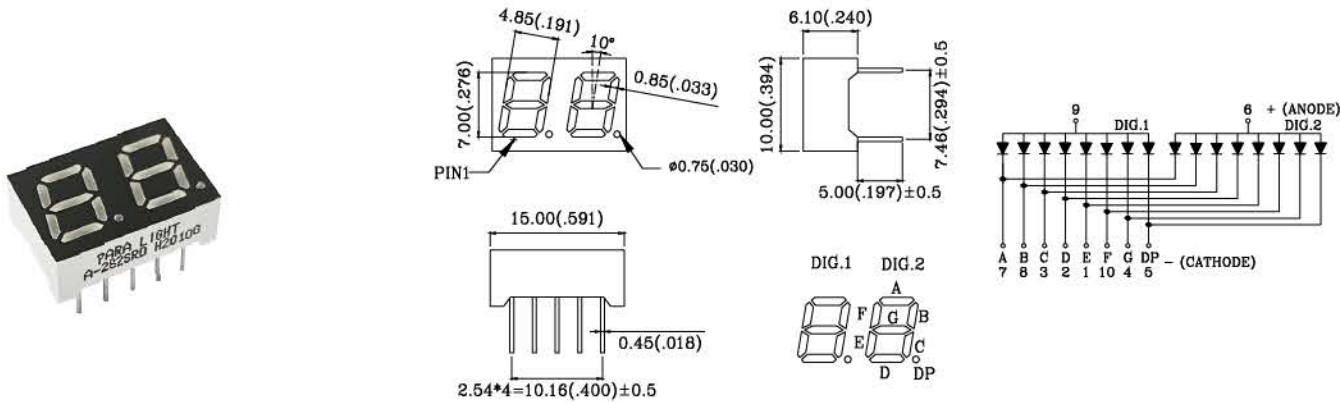
Dual Digit

- Control Panel
- Energy meter
- Lift display
- Home appliance
- Numeric display
- Medical devices display



282 Dual Digit Series

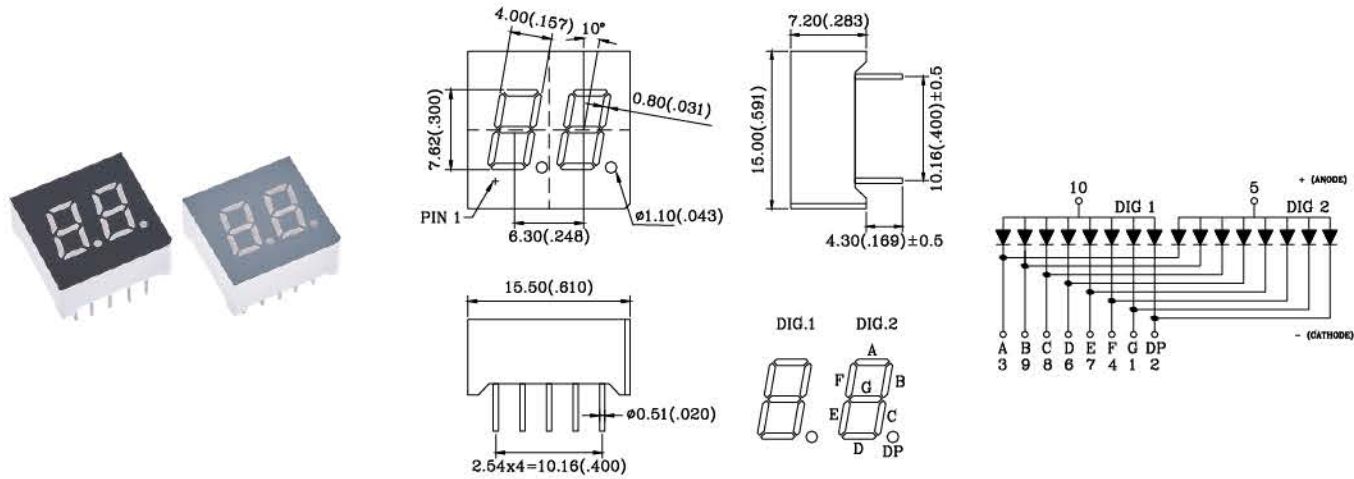
Outline Dimensions 0.28 inch



Common Anode		Color	Wavelength λ_d (nm)/CIE (x,y)	Typ. Luminous Intensity I_v (mcd)/Seg.	Forward Current I_F (mA)	VF (V) 20 mA	
Part No.	Ref. PN					Typ.	Max.
A282UB	DLA22UB249G	Blue	465	15	10	3.0	3.5
A282G	DUA22G002G	Yellow Green	570	1.6	10	2.0	2.6
A282E	DVA22E028G	Super Red	628	1.8	10	2.1	2.6
C282SR	DTC22SR093G	Hyper Red	640	6	10	1.9	2.3

302 Dual Digit Series

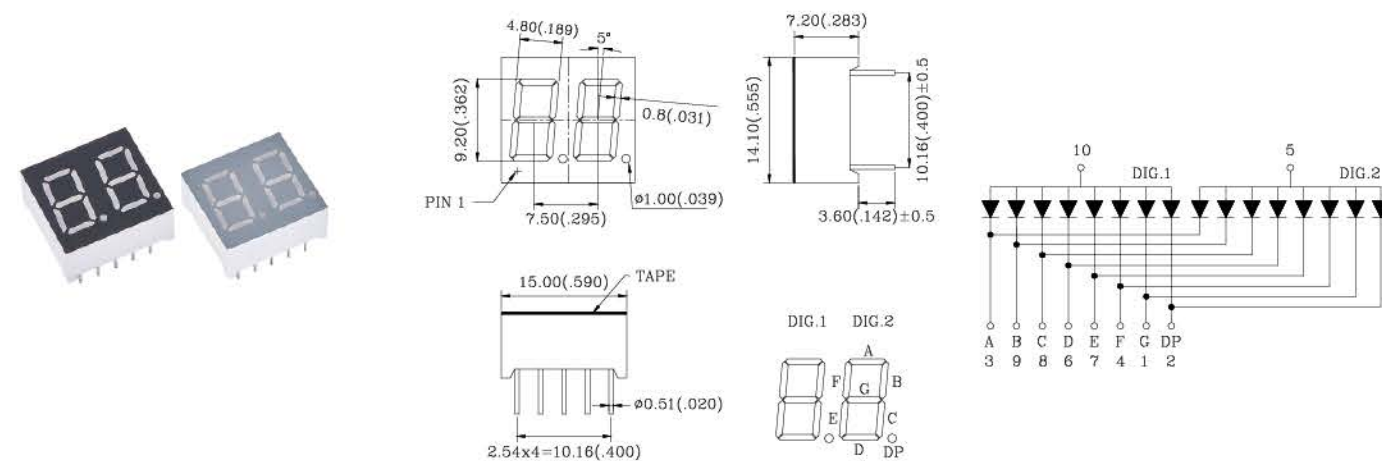
Outline Dimensions 0.3 inch



Common Anode		Color	Wavelength λ_d (nm)/CIE (x,y)	Typ. Luminous Intensity I_v (mcd)/Seg.	Forward Current I_F (mA)	VF (V) 20 mA	
Part No.	Ref. PN					Typ.	Max.
A302G	DOA23G177G	Yellow Green	570	1.6	10	2.0	2.4
A302E	DVA23E029G	Super Red	628	1.8	10	2.1	2.6
A302SR	DSA23SR120G	Hyper Red	640	5	10	1.8	2.2

362 Dual Digit Series

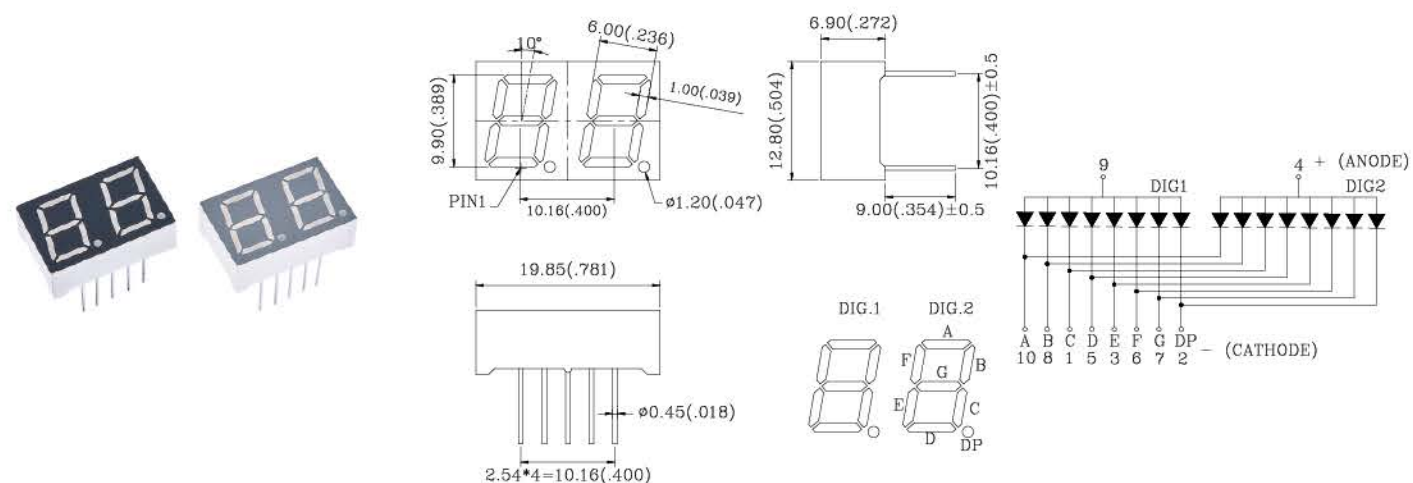
Outline Dimensions 0.36 inch



Common Anode		Color	Wavelength λ_d (nm)/CIE (x,y)	Typ. Luminous Intensity I_v (mcd)/Seg.	Forward Current I_F (mA)	VF (V) 20 mA	
Part No.	Ref. PN					Typ.	Max.
A362UB	DJA23UB156	Blue	465	10	10	3.0	3.5
A362G	DAG2G269	Yellow Green	570	10	10	2.0	2.4
A362E	DNA23E129GA	Super Red	628	1.8	10	2.1	2.6
A362SR	DRA23SR162G	Hyper Red	640	8	10	1.9	2.3

392 Dual Digit Series

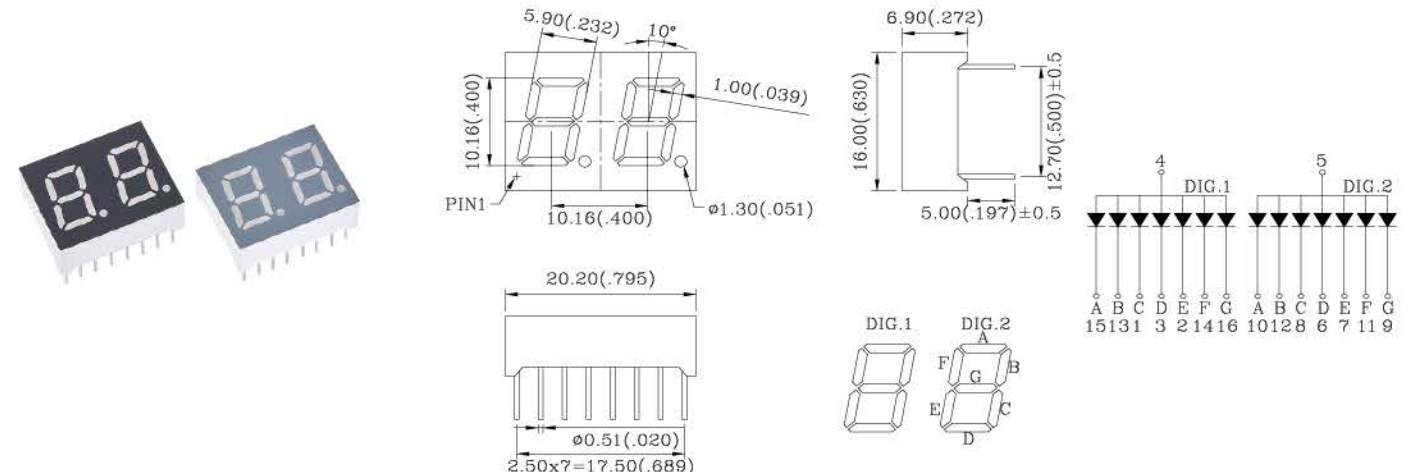
Outline Dimensions 0.39 inch



Common Anode		Color	Wavelength λ_d (nm)/CIE (x,y)	Typ. Luminous Intensity I_v (mcd)/Seg.	Forward Current I_F (mA)	VF (V) 20 mA	
Part No.	Ref. PN					Typ.	Max.
A392UB	DPA23UB241G	Blue	465	10	10	3.0	3.5
A392G	DMA23G021G	Yellow Green	570	1.6	10	2.0	2.4
A392E	DAG2E358	Super Red	628	1.8	10	2.1	2.6
A392SR	D062R019	Hyper Red	640	8	10	1.9	2.3

401 Dual Digit Series

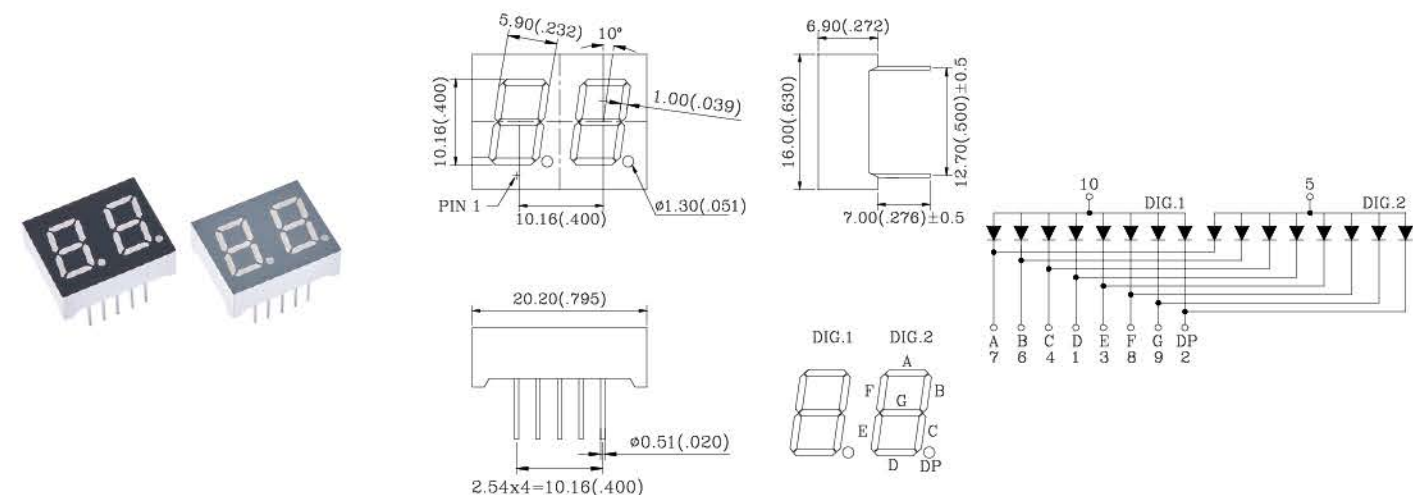
Outline Dimensions 0.4 inch



Common Anode		Color	Wavelength λ_d (nm)/CIE (x,y)	Typ. Luminous Intensity I_v (mcd)/Seg.	Forward Current I_F (mA)	VF (V) 20 mA	
Part No.	Ref. PN					Typ.	Max.
A402UB	DAG2B351	Blue	465	15	10	3.0	3.5
A402G	DPA24G093G	Yellow Green	570	2	10	2.0	2.4
A402E	DVA24E030G	Super Red	628	2	10	2.0	2.6
A402SR	DMA24SR112G	Hyper Red	640	21	10	1.9	2.3

402-10 Dual Digit Series

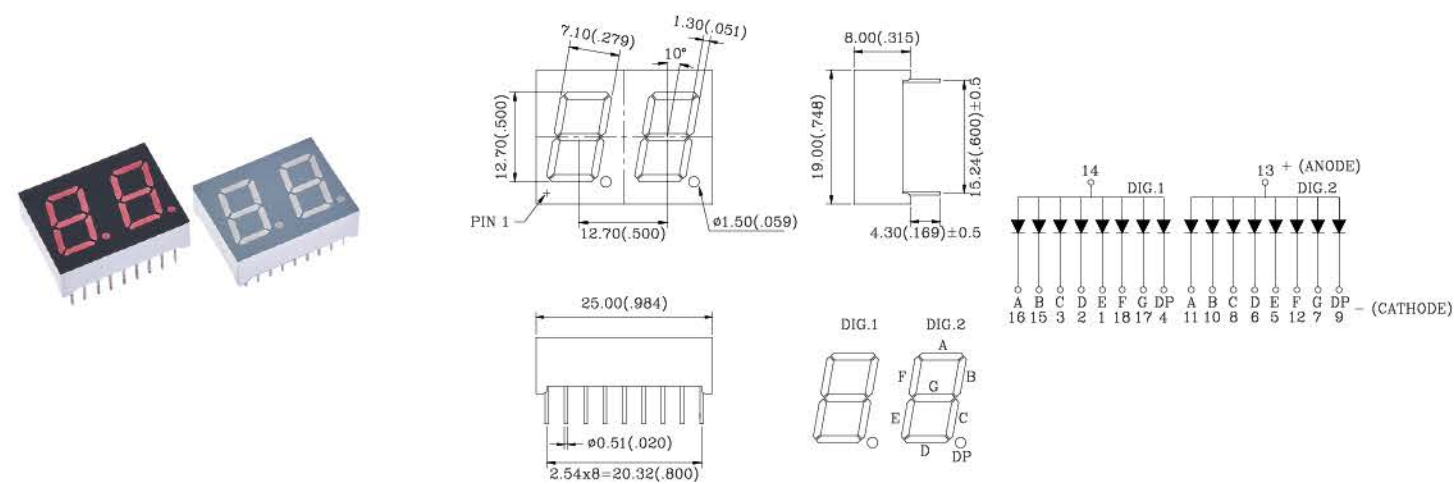
Outline Dimensions 0.4 inch



Common Anode		Color	Wavelength λ_d (nm)/CIE (x,y)	Typ. Luminous Intensity I_v (mcd)/Seg.	Forward Current I_F (mA)	VF (V) 20 mA	
Part No.	Ref. PN					Typ.	Max.
A402UB-10	DNA24UB021G	Blue	465	15	10	3.0	3.5
A402G-10	DPA24G231G	Yellow Green	570	2	10	2.0	2.4
A402E-10	DPA24E197G	Super Red	628	2	10	2.1	2.6
A402SR-10	DAG2R045	Hyper Red	640	10	10	1.9	2.3

502 Dual Digit Series

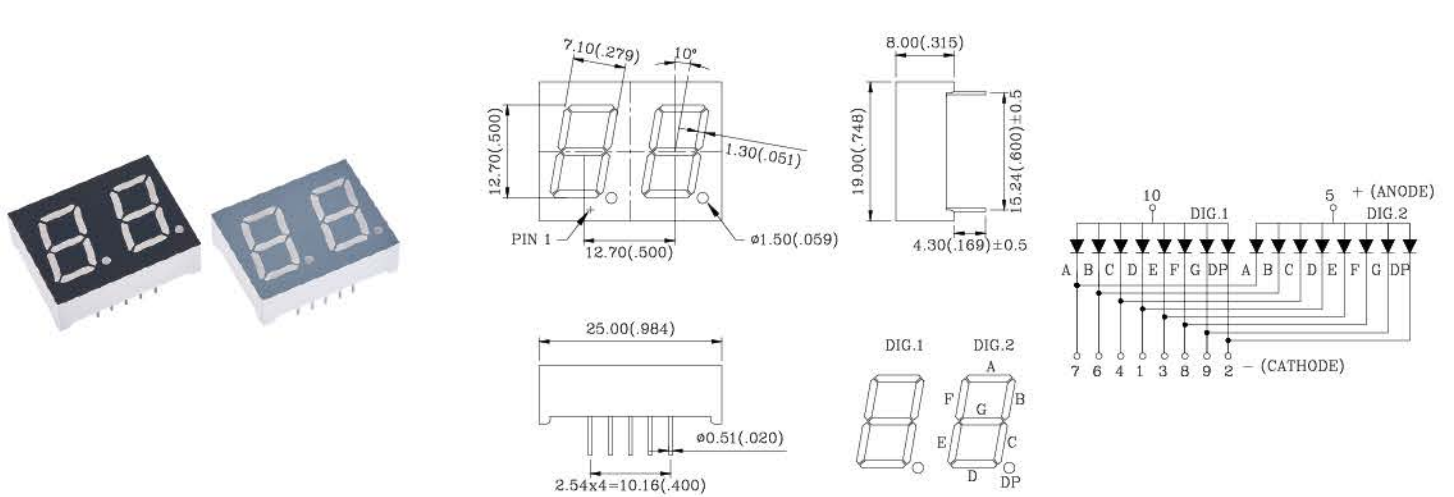
Outline Dimensions 0.5 inch



Common Anode		Color	Wavelength λ_d (nm)/CIE (x,y)	Typ. Luminous Intensity I_v (mcd)/Seg.	Forward Current I_F (mA)	VF (V) 20 mA	
Part No.	Ref. PN					Typ.	Max.
A502UB	DAH2B013	Blue	465	28	10	3.0	5.0
A502G	DAG2G097	Yellow Green	570	2	10	2.0	2.4
A502E	DVA25E031G	Super Red	628	2	10	2.1	2.6
A502SR	DOC25SR054G	Hyper Red	640	21	10	1.9	2.3

502-10 Dual Digit Series

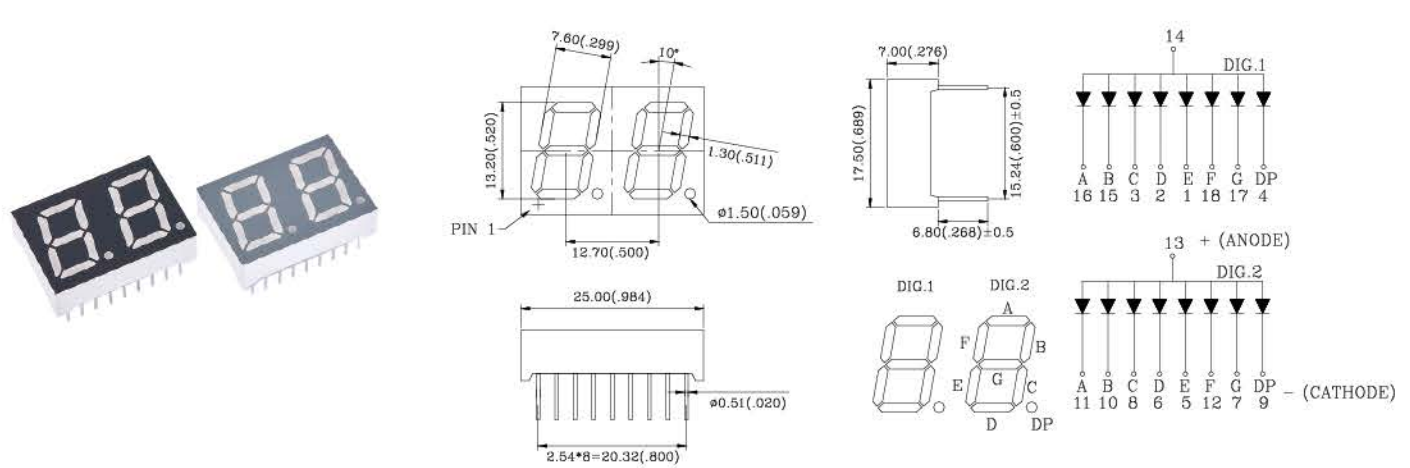
Outline Dimensions 0.5 inch



Common Anode		Color	Wavelength λ_d (nm)/CIE (x,y)	Typ. Luminous Intensity I_v (mcd)/Seg.	Forward Current I_F (mA)	VF (V) 20 mA	
Part No.	Ref. PN					Typ.	Max.
A502UB-10	DTA25UB013G	Blue	465	20	10	3.0	3.5
A502G-10	DVA25G032G	Yellow Green	570	2	10	2.0	2.4
A502E-10	DVA25E033G	Super Red	628	2	10	2.1	2.6
A502SR-10	DPA25SR062G	Hyper Red	640	21	10	1.9	2.3

522 Dual Digit Series

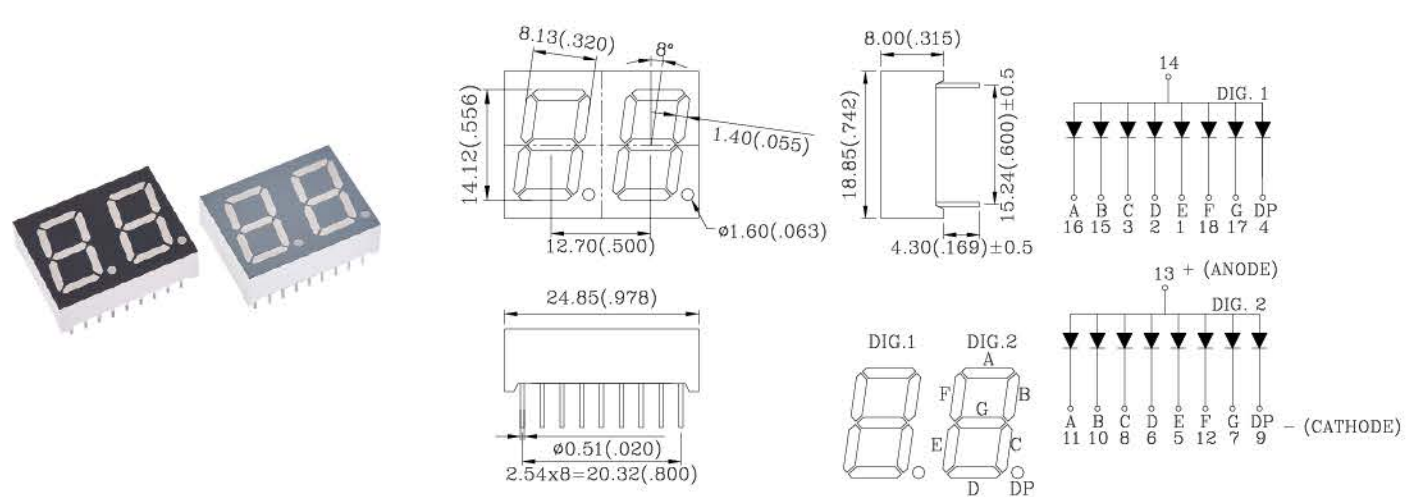
Outline Dimensions 0.52 inch



Common Anode		Color	Wavelength λ_d (nm)/CIE (x,y)	Typ. Luminous Intensity I_v (mcd)/Seg.	Forward Current I_F (mA)	VF (V) 20 mA	
Part No.	Ref. PN					Typ.	Max.
A522G	DLA25G267G	Yellow Green	570	2	10	2.0	2.4
A522E	DQA25E172G	Super Red	625	2	10	2.0	2.8
A522SR	DJA25SR192	Hyper Red	640	21	10	1.9	2.3

552 Dual Digit Series

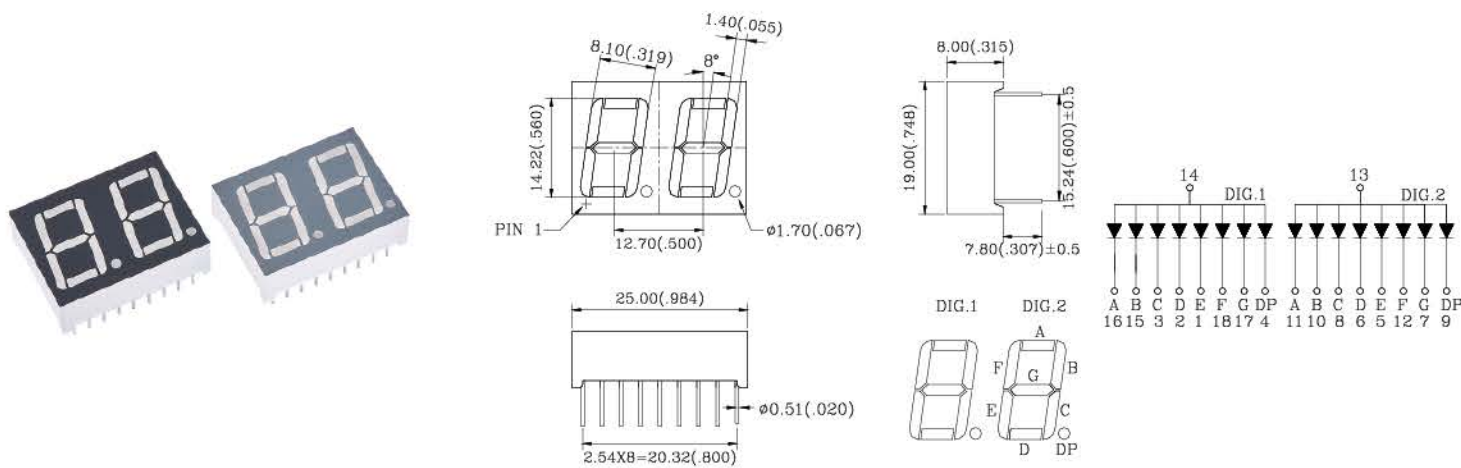
Outline Dimensions 0.56 inch



Common Anode		Color	Wavelength λ_d (nm)/CIE (x,y)	Typ. Luminous Intensity I_v (mcd)/Seg.	Forward Current I_F (mA)	VF (V) 20 mA	
Part No.	Ref. PN					Typ.	Max.
A552G	DQC25G028G	Yellow Green	570	2	10	2.0	2.4
A552E	DAG2E053	Super Red	628	2	10	2.1	2.6
A552SR	DMA25SR156GJ	Hyper Red	640	21	10	1.9	2.3

562 Dual Digit Series

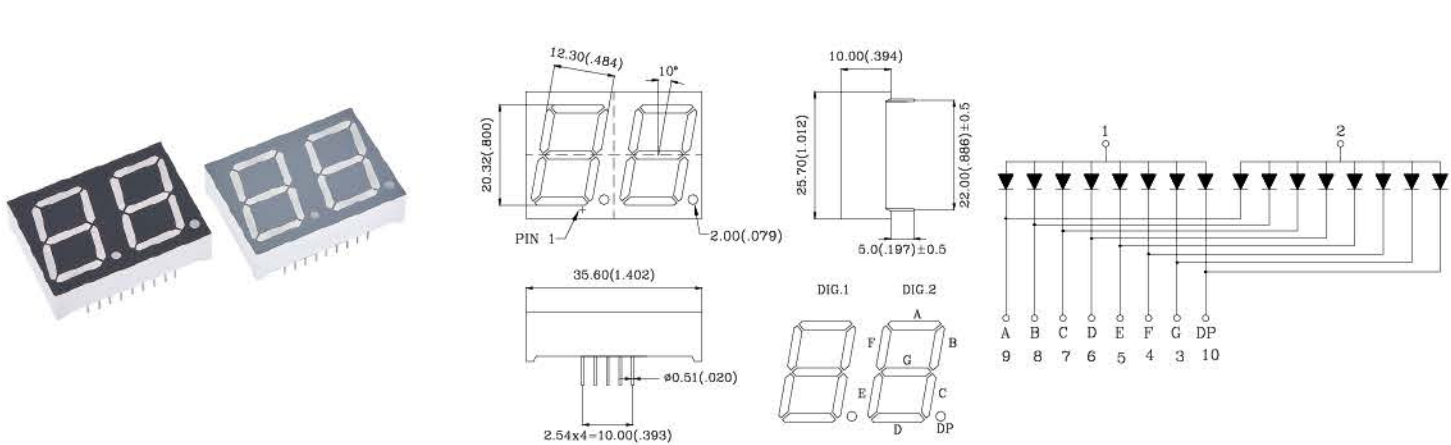
Outline Dimensions 0.56 inch



Common Anode		Color	Wavelength λ_d (nm)/CIE (x,y)	Typ. Luminous Intensity I_v (mcd)/Seg.	Forward Current I_F (mA)	VF (V) 20 mA	
Part No.	Ref. PN					Typ.	Max.
A562UB	DQA25UB040G	Blue	465	28	10	3.0	3.5
A562G	DOA25G146G	Yellow Green	570	2	10	2.0	2.4
A562E	DAH2E168	Super Red	628	2	10	2.1	2.6
A562SR	DQA25SR061G	Hyper Red	640	21	10	1.9	2.3

802 Dual Digit Series

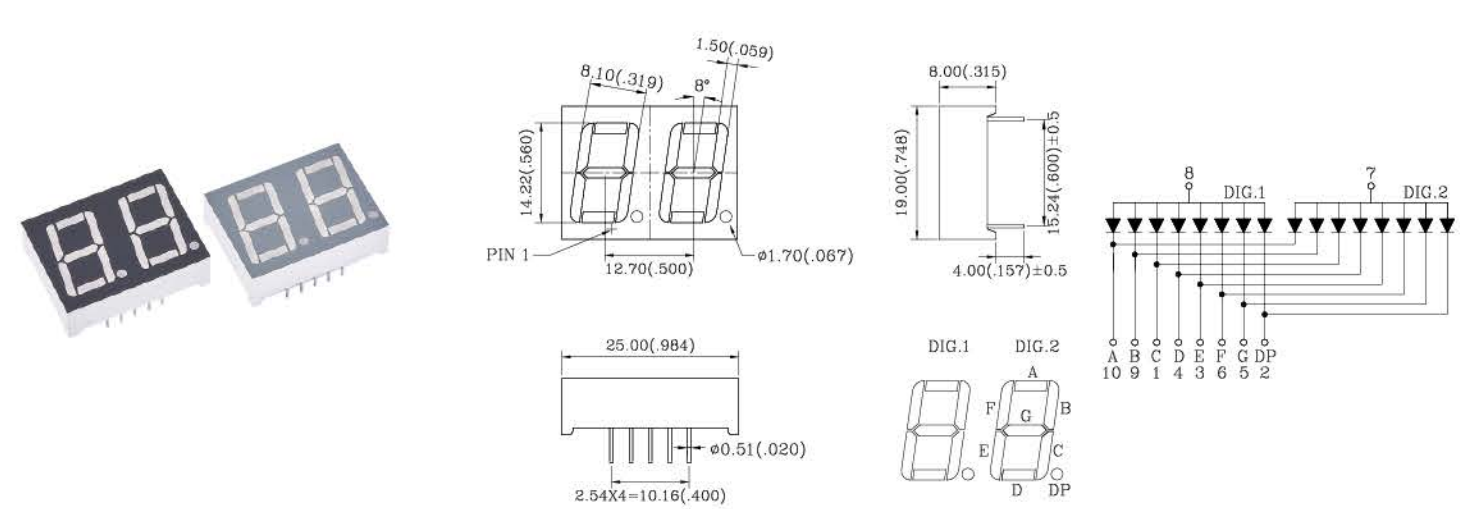
Outline Dimensions 0.8 inch



Common Anode		Color	Wavelength λ_d (nm)/CIE (x,y)	Typ. Luminous Intensity I_v (mcd)/Seg.	Forward Current I_F (mA)	VF (V) 20 mA	
Part No.	Ref. PN					Typ.	Max.
A802UB	DQA28UB064G	Blue	465	24	10	3.0	3.5
A802G	DVA28G034G	Yellow Green	570	3.0	10	2.0	2.4
A802E	DVA28E035G	Super Red	628	2.5	10	2.1	2.6
A802SR	DOC28SR151G	Hyper Red	640	21	10	1.9	2.3

562-10 Dual Digit Series

Outline Dimensions 0.56 inch



Common Anode		Color	Wavelength λ_d (nm)/CIE (x,y)	Typ. Luminous Intensity I_v (mcd)/Seg.	Forward Current I_F (mA)	VF (V) 20 mA	
Part No.	Ref. PN					Typ.	Max.
A562UB-10	DLA25UB063G	Blue	465	28	10	3.0	3.5
A562G-10	DKA25G026G	Yellow Green	570	2	10	2.0	2.4
A562E-10	DPA25E157G	Super Red	628	2	10	2.1	2.6
A562SR-10	DKA25SR001	Hyper Red	640	21	10	1.9	2.3

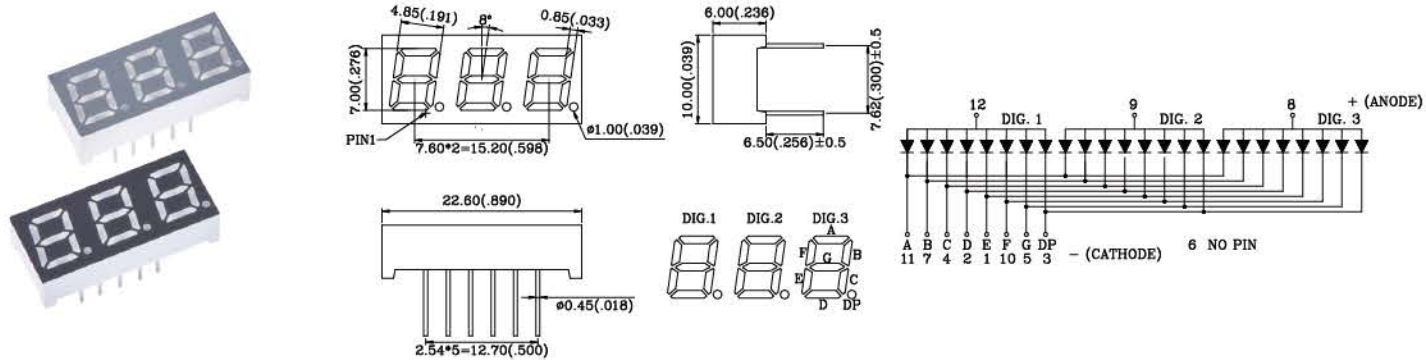


- Control Panel
- Energy meter
- Lift display
- Home appliance
- Numeric display
- Medical devices display



283 Three Digit Series

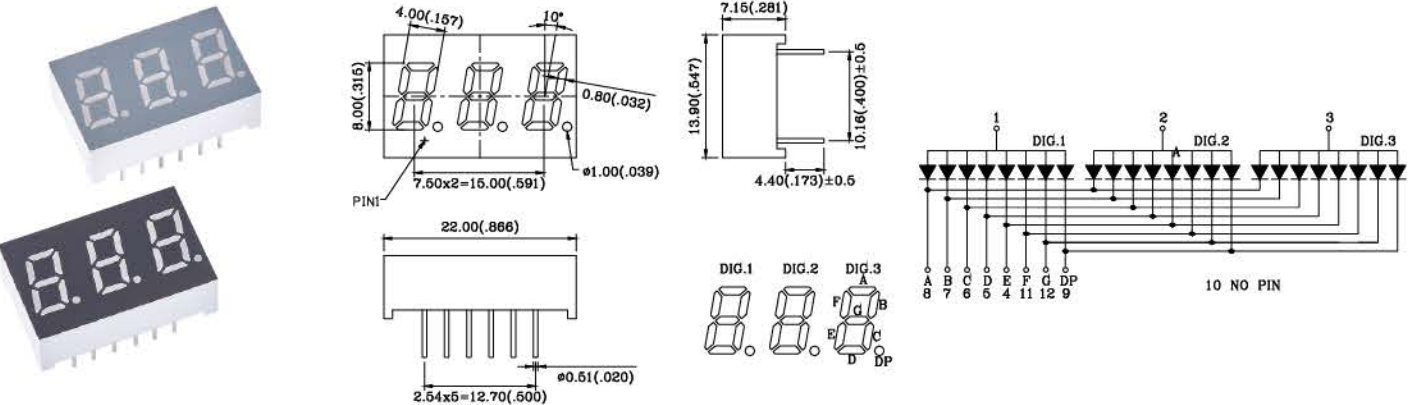
Outline Dimensions 0.28 inch



Common Anode		Color	Wavelength λ_d (nm)/CIE (x,y)	Typ. Luminous Intensity I_v (mcd)/Seg.	Forward Current I_F (mA)	VF (V) 20 mA	
Part No.	Ref. PN					Typ.	Max.
A283G	DMA32G095G	Yellow Green	570	2	10	2.0	2.4
A283E	DMA32E042G	Super Red	628	2	10	2.1	2.6
A283SR	DSA32SR067G	Hyper Red	640	5	10	1.9	2.3

303 Three Digit Series

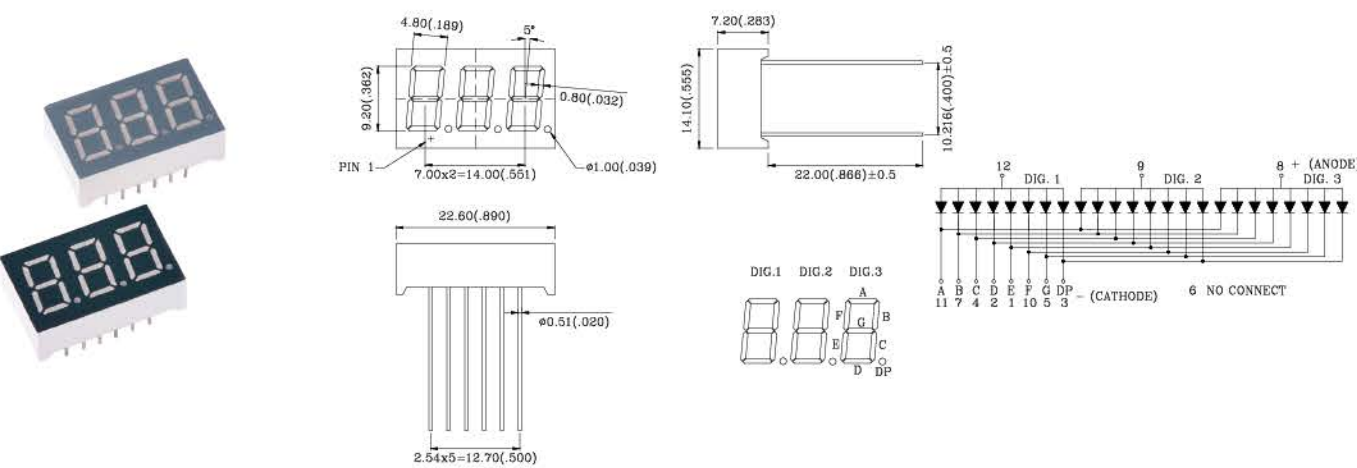
Outline Dimensions 0.3 inch



Common Anode		Color	Wavelength λ_d (nm)/CIE (x,y)	Typ. Luminous Intensity I_v (mcd)/Seg.	Forward Current I_F (mA)	VF (V) 20 mA	
Part No.	Ref. PN					Typ.	Max.
A303UB	DSA33UB030G	Blue	465	15	10	3.0	3.5
A303G	DSC33G086G	Yellow Green	570	1.6	10	2.0	2.4
A303E	DAH3E273	Super Red	628	1.8	10	2.1	2.6
A303SR	DJA33SR125	Hyper Red	640	5	10	1.9	2.3

363 Three Digit Series

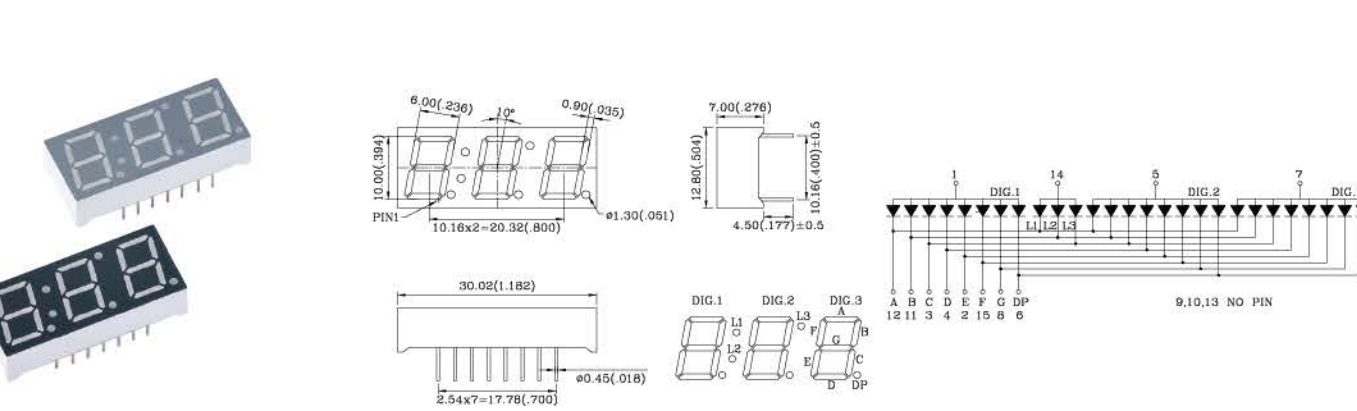
Outline Dimensions 0.36 inch



Common Anode		Color	Wavelength λ_d (nm)/CIE (x,y)	Typ. Luminous Intensity I_v (mcd)/Seg.	Forward Current I_F (mA)	VF (V) 20 mA	
Part No.	Ref. PN					Typ.	Max.
A363UB	DMA33UB018G	Blue	465	7	10	3.0	3.5
A363G	DKA33G051	Yellow Green	570	1.6	10	2.0	2.4
A363E	DRA33E126GA	Super Red	628	1.8	10	2.1	2.6
A363SR	DQA33SR244G	Hyper Red	640	6	10	1.9	2.3

383 Three Digit Series

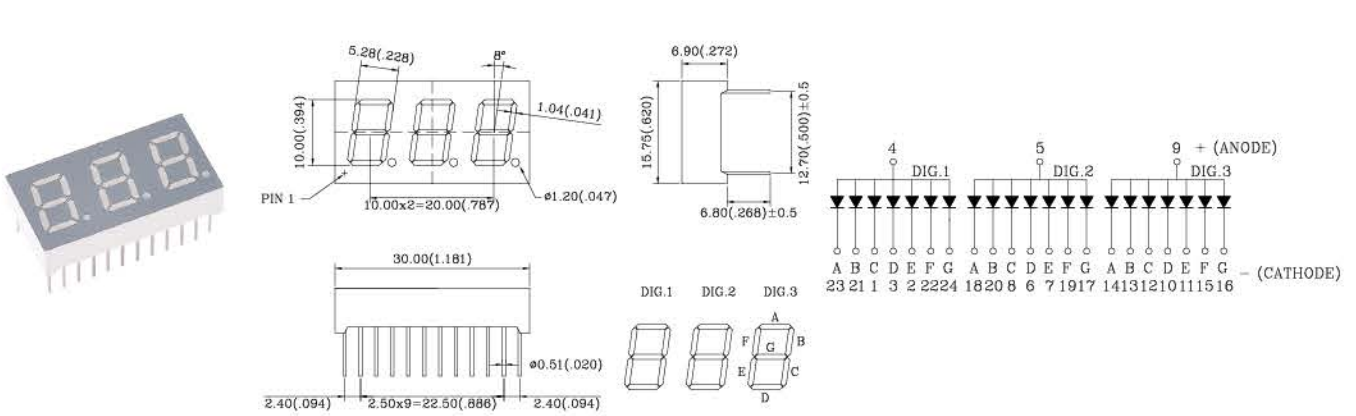
Outline Dimensions 0.39 inch



Common Anode		Color	Wavelength λ_d (nm)/CIE (x,y)	Typ. Luminous Intensity I_v (mcd)/Seg.	Forward Current I_F (mA)	VF (V) 20 mA	
Part No.	Ref. PN					Typ.	Max.
A383G	DVA33G036G	Yellow Green	570	1.7	10	2.0	2.4
A383E	DNA33E138GA	Super Red	628	1.8	10	2.1	2.8
A383SR	DUC33SR047G	Hyper Red	640	4.8	10	1.9	2.3

403 Three Digit Series

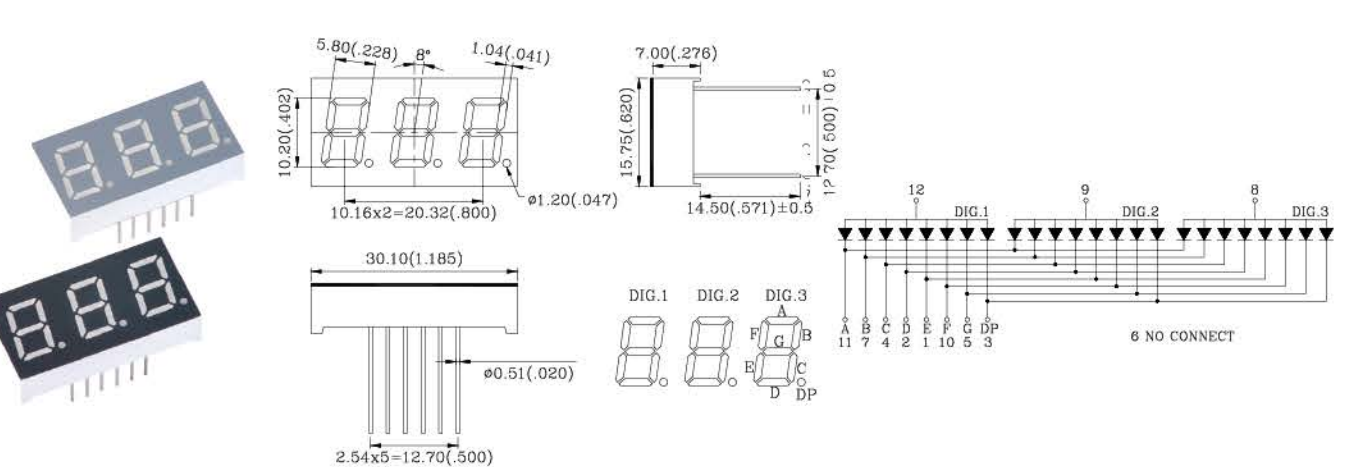
Outline Dimensions 0.4 inch



Common Anode		Color	Wavelength λ_d (nm)/CIE (x,y)	Typ. Luminous Intensity I_v (mcd)/Seg.	Forward Current I_F (mA)	VF (V) 20 mA	
Part No.	Ref. PN					Typ.	Max.
A403UB	DVA34UB037G	Blue	465	10	10	3.0	3.5
A403G	DVA34G038G	Yellow Green	570	1.7	10	2.0	2.4
A403E	DNA34E136GA	Super Red	628	1.8	10	2.1	2.6
A403SR	DVA34SR039G	Hyper Red	640	6	10	1.9	2.3

403-12 Three Digit Series

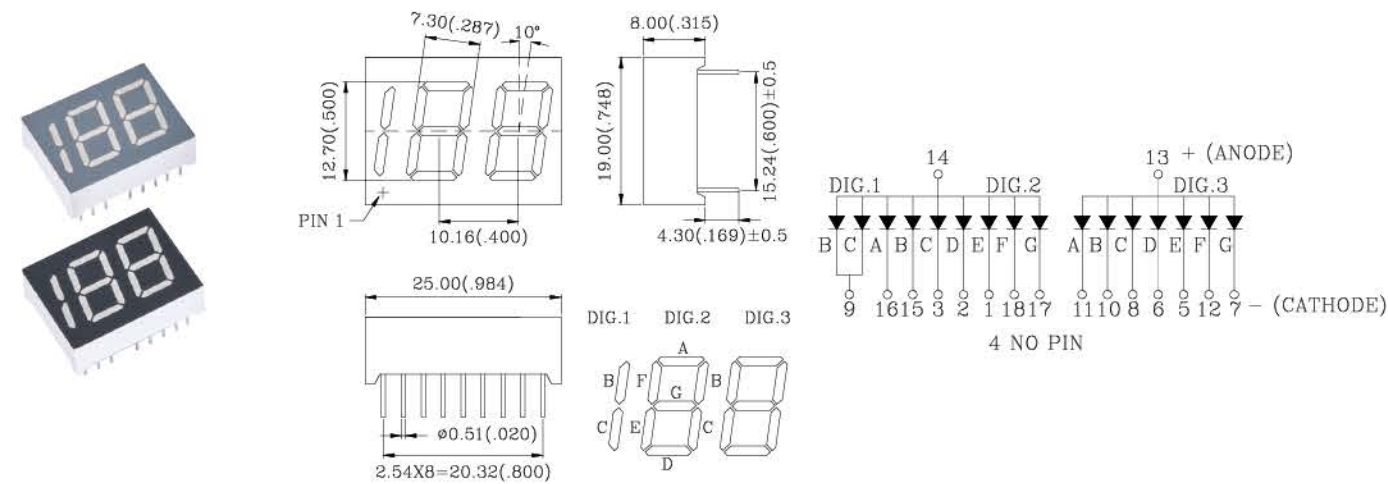
Outline Dimensions 0.4 inch



Common Anode		Color	Wavelength λ_d (nm)/CIE (x,y)	Typ. Luminous Intensity I_v (mcd)/Seg.	Forward Current I_F (mA)	VF (V) 20 mA	
Part No.	Ref. PN					Typ.	Max.
A403UB-12	DAG3B189	Blue	465	15	10	3.0	3.5
A403G-12	DQA34G230G	Yellow Green	570	2	10	2.0	2.4
A403E-12	DVA34E040G	Super Red	628	1.8	10	2.1	2.6
A403SR-12	DQA34SR177G	Hyper Red	640	10	10	1.9	2.3

505 Three Digit Series

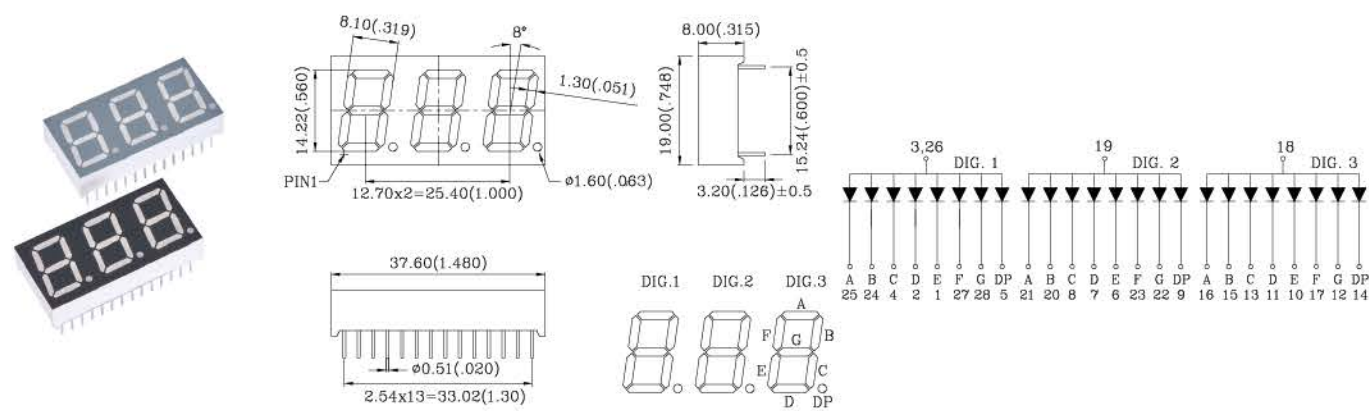
Outline Dimensions 0.5 inch



Common Anode		Color	Wavelength λ_d (nm)/CIE (x,y)	Typ. Luminous Intensity I_v (mcd)/Seg.	Forward Current I_F (mA)	VF (V) 20 mA	
Part No.	Ref. PN					Typ.	Max.
A505G	DVA35G041G	Yellow Green	570	2	10	2.0	2.4
A505E	DVA35E042G	Super Red	628	1.8	10	2.1	2.6
A505SR	D063R070	Hyper Red	640	10	10	1.9	2.3

553 Three Digit Series

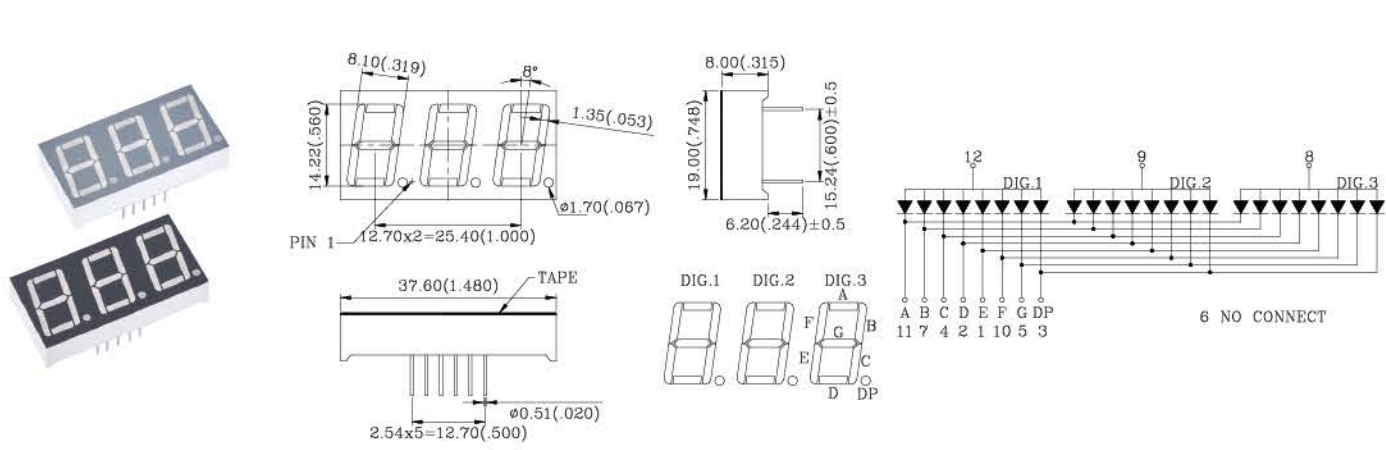
Outline Dimensions 0.56 inch



Common Anode		Color	Wavelength λ_d (nm)/CIE (x,y)	Typ. Luminous Intensity I_v (mcd)/Seg.	Forward Current I_F (mA)	VF (V) 20 mA	
Part No.	Ref. PN					Typ.	Max.
C553G	DSC35G1161GJ	Yellow Green	570	4	10	2.0	2.4
A553E	DVA35E043G	Super Red	628	2	10	2.1	2.6
A553SR	DKA35SR184	Hyper Red	640	21	10	1.9	2.3

563-11 Three Digit Series

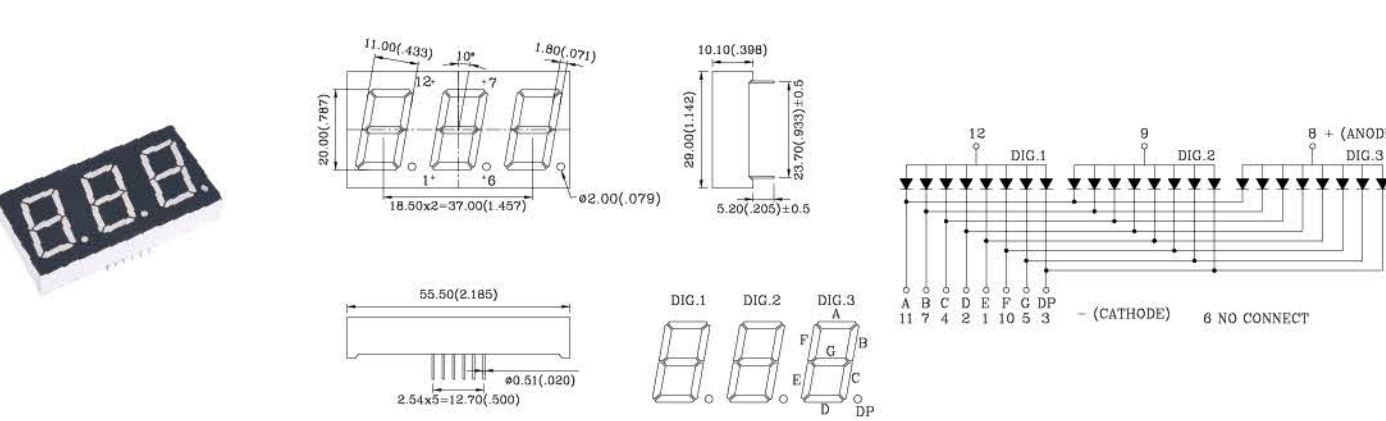
Outline Dimensions 0.56 inch



Common Anode		Color	Wavelength λ_d (nm)/CIE (x,y)	Typ. Luminous Intensity I_v (mcd)/Seg.	Forward Current I_F (mA)	VF (V) 20 mA	
Part No.	Ref. PN					Typ.	Max.
A563UB-11	DAG3B158	Blue	465	14	10	2.9	3.4
A563G-11	DSA35G1156G	Yellow Green	570	4	10	2.0	2.6
A563E-11	DPA35E158G	Super Red	628	2	10	2.1	2.6
A563SR-11	DKA35SR027	Hyper Red	640	21	10	1.9	2.3

833 Three Digit Series

Outline Dimensions 0.8 inch



Common Anode		Color	Wavelength λ_d (nm)/CIE (x,y)	Typ. Luminous Intensity I_v (mcd)/Seg.	Forward Current I_F (mA)	VF (V) 20 mA	
Part No.	Ref. PN					Typ.	Max.
A833G	DVA38G044G	Yellow Green	570	5	10	2.0	2.4
A833E	DVA38E045G	Super Red	628	2.5	10	2.1	2.6
A833SR	DVA38SR046G	Hyper Red	640	30	10	1.9	2.3



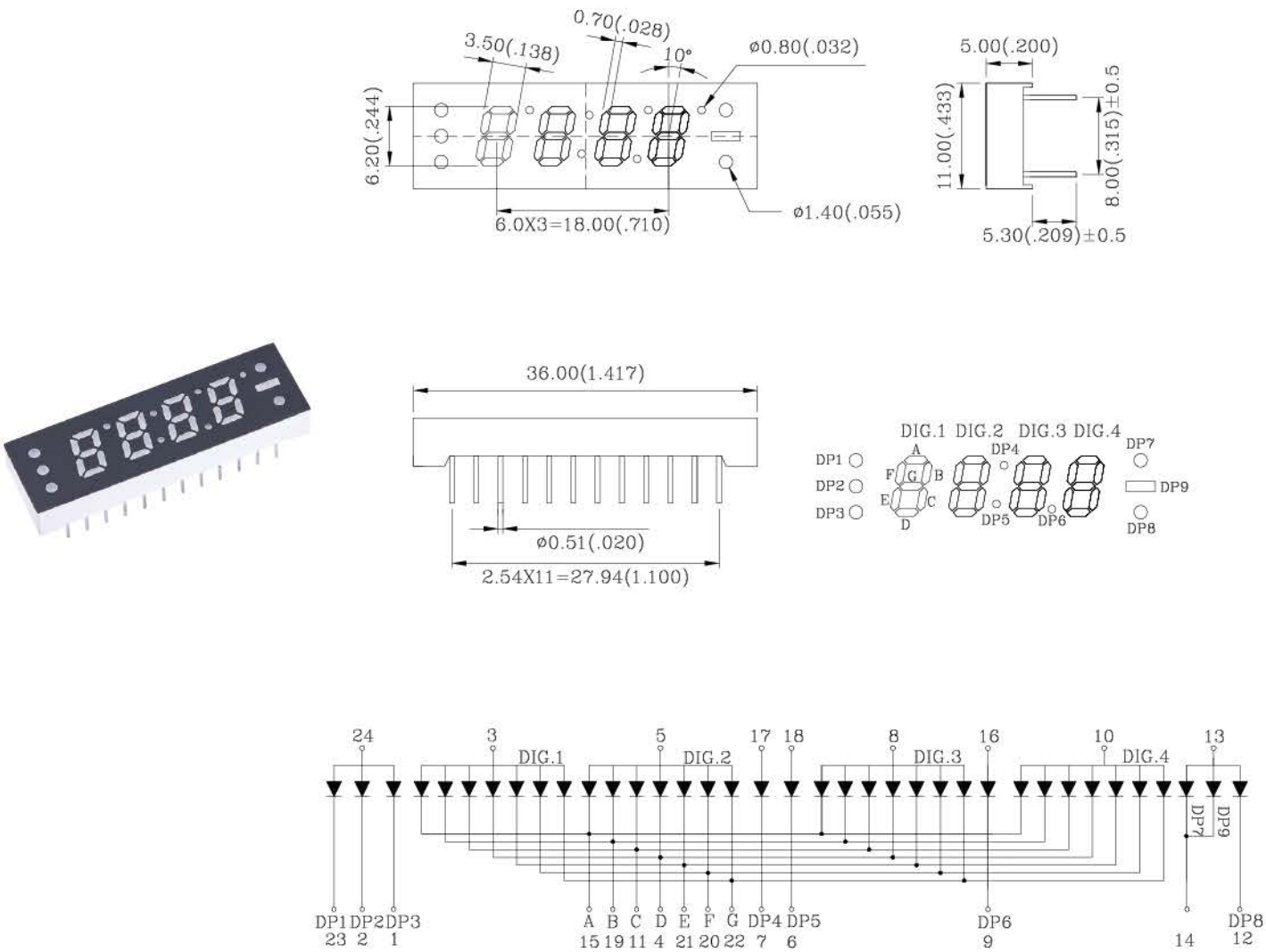
Four Digit

- Control Panel
- Energy meter
- Lift display
- Home appliance
- Numeric display
- Medical devices display



224 Four Digit Series

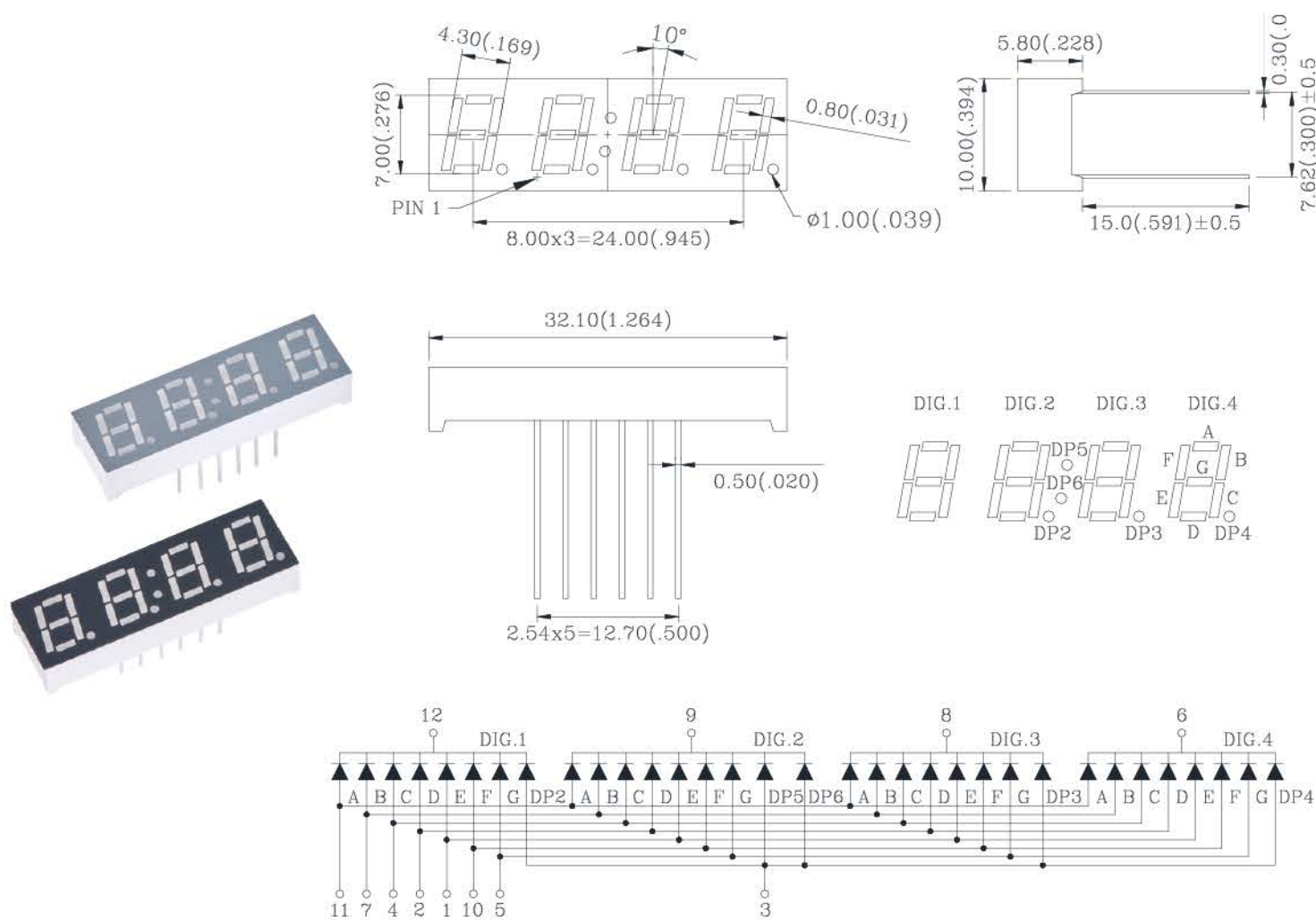
Outline Dimensions 0.24 inch



Common Anode		Color	Wavelength λ_d (nm)/CIE (x,y)	Typ. Luminous Intensity I_v (mcd)/Seg.	Forward Current I_f (mA)	VF (V) 20 mA	
Part No.	Ref. PN					Typ.	Max.
A244G	DJA42G311	Yellow Green	570	1.6	10	2.0	2.4
A244E	DAG4E350	Super Red	628	1.8	10	2.1	2.6
A244SR	DVA42SR047G	Hyper Red	640	4	10	1.9	2.3

284-12 Four Digit Series

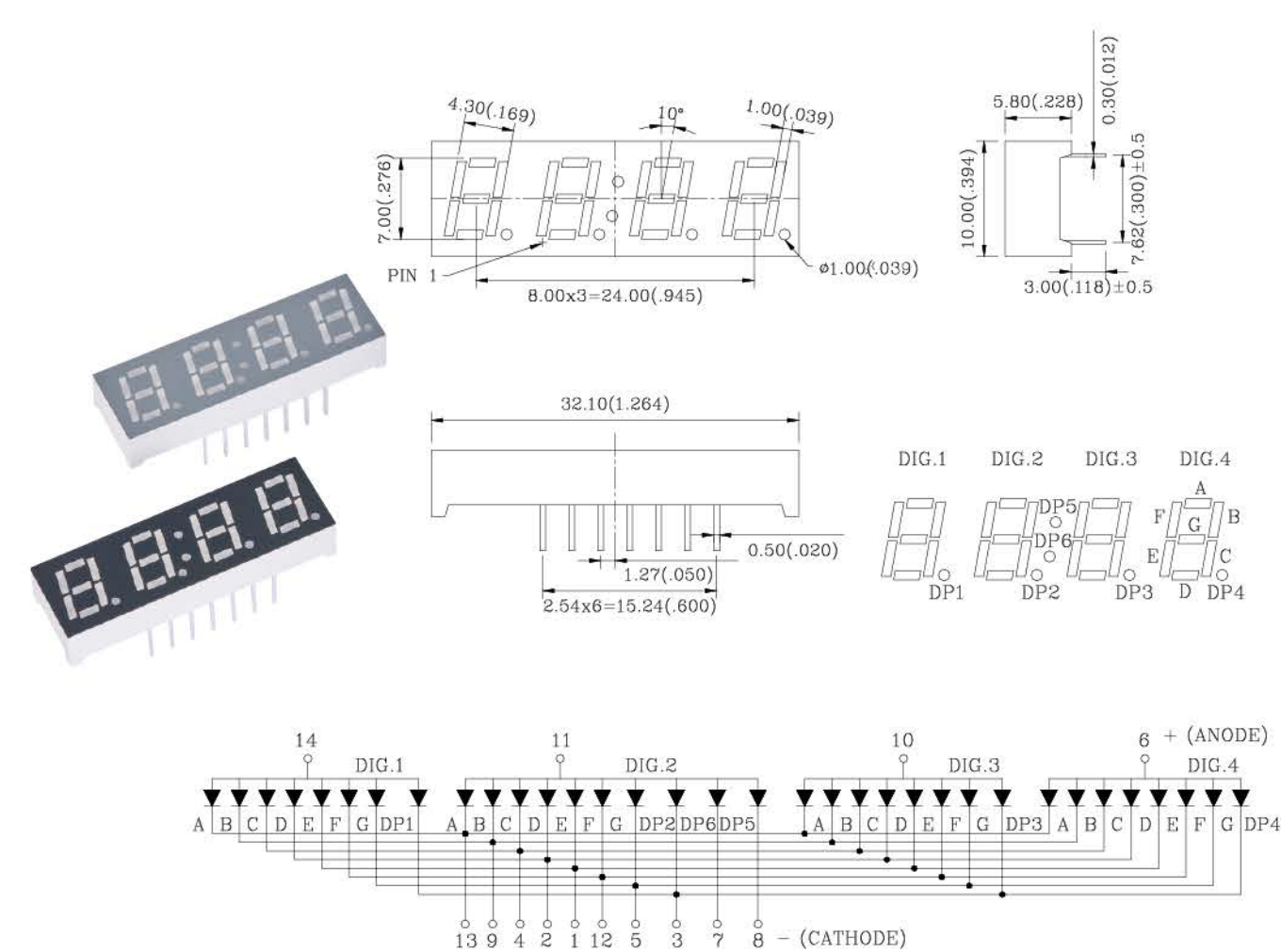
Outline Dimensions 0.28 inch



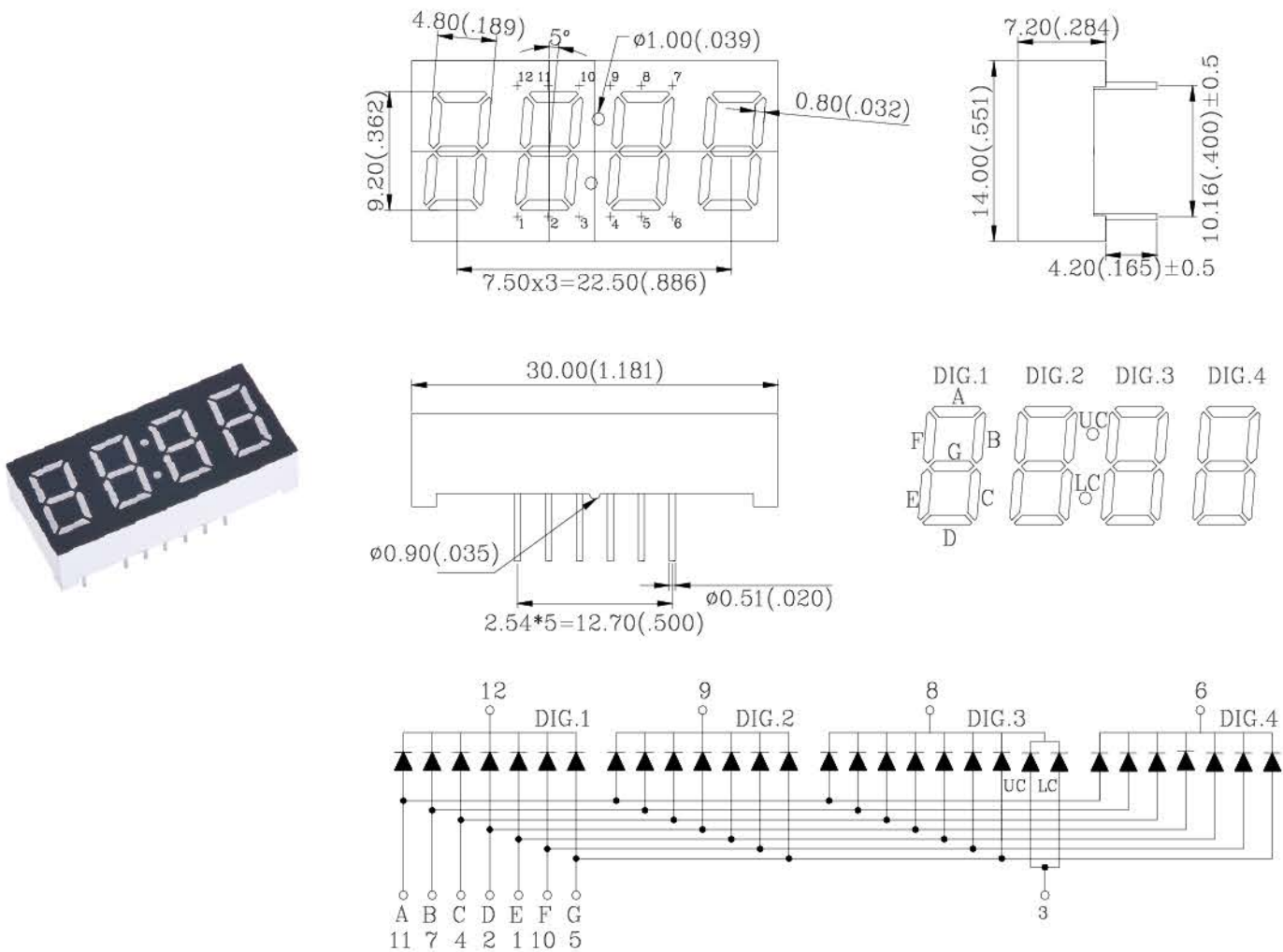
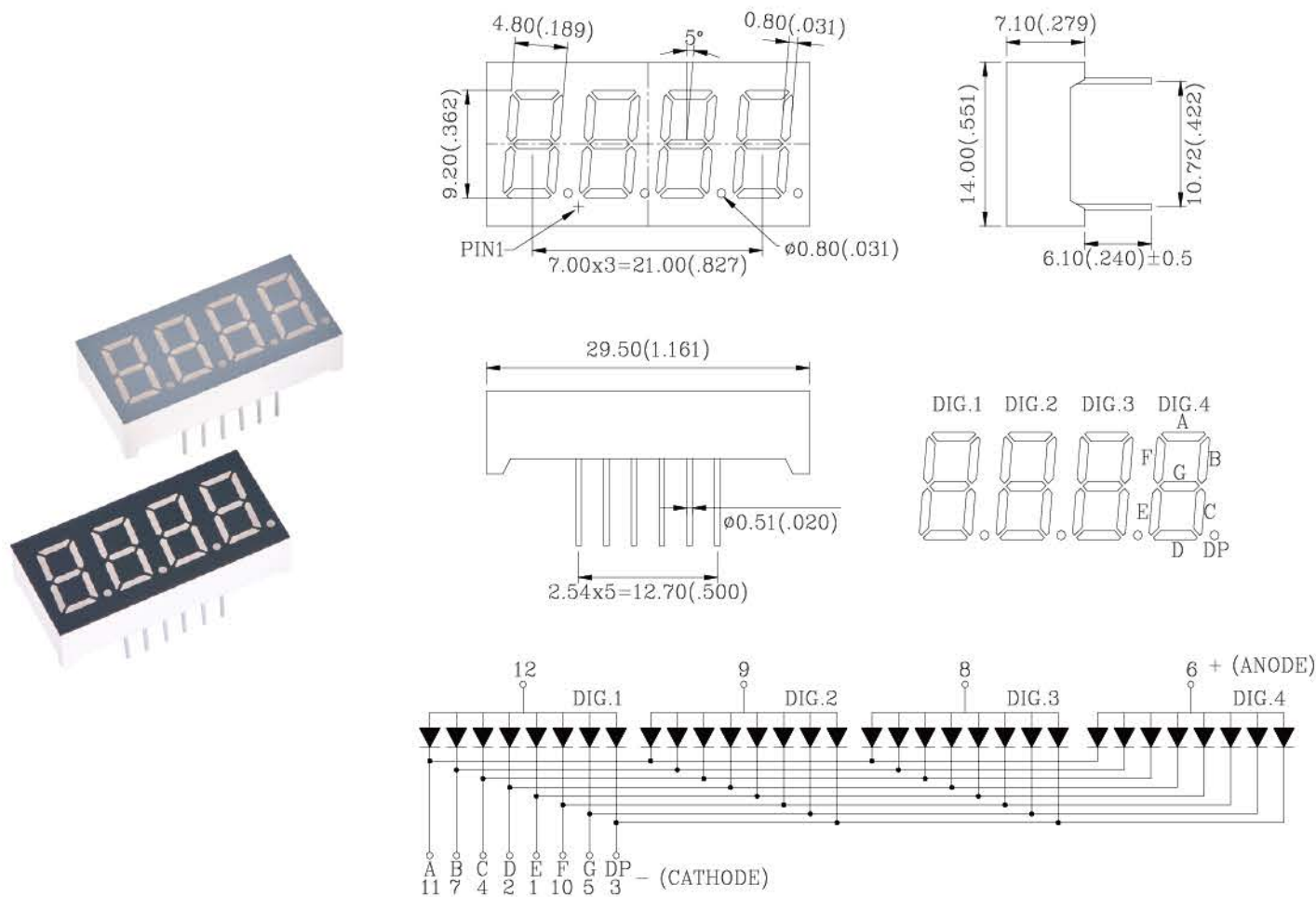
Common Anode		Color	Wavelength λ_d (nm)/CIE (x,y)	Typ. Luminous Intensity I_v (mcd)/Seg.	Forward Current I_F (mA)	VF (V) 20 mA	
Part No.	Ref. PN					Typ.	Max.
C284G-12	DTC42G079G	Yellow Green	570	1.6	10	2.0	2.4
A284E-12	DVA42E048G	Super Red	628	1.6	10	2.1	2.6
A284SR-12	DQA42SR095G	Hyper Red	640	5	10	1.9	2.3

284-14 Four Digit Series

Outline Dimensions 0.28 inch

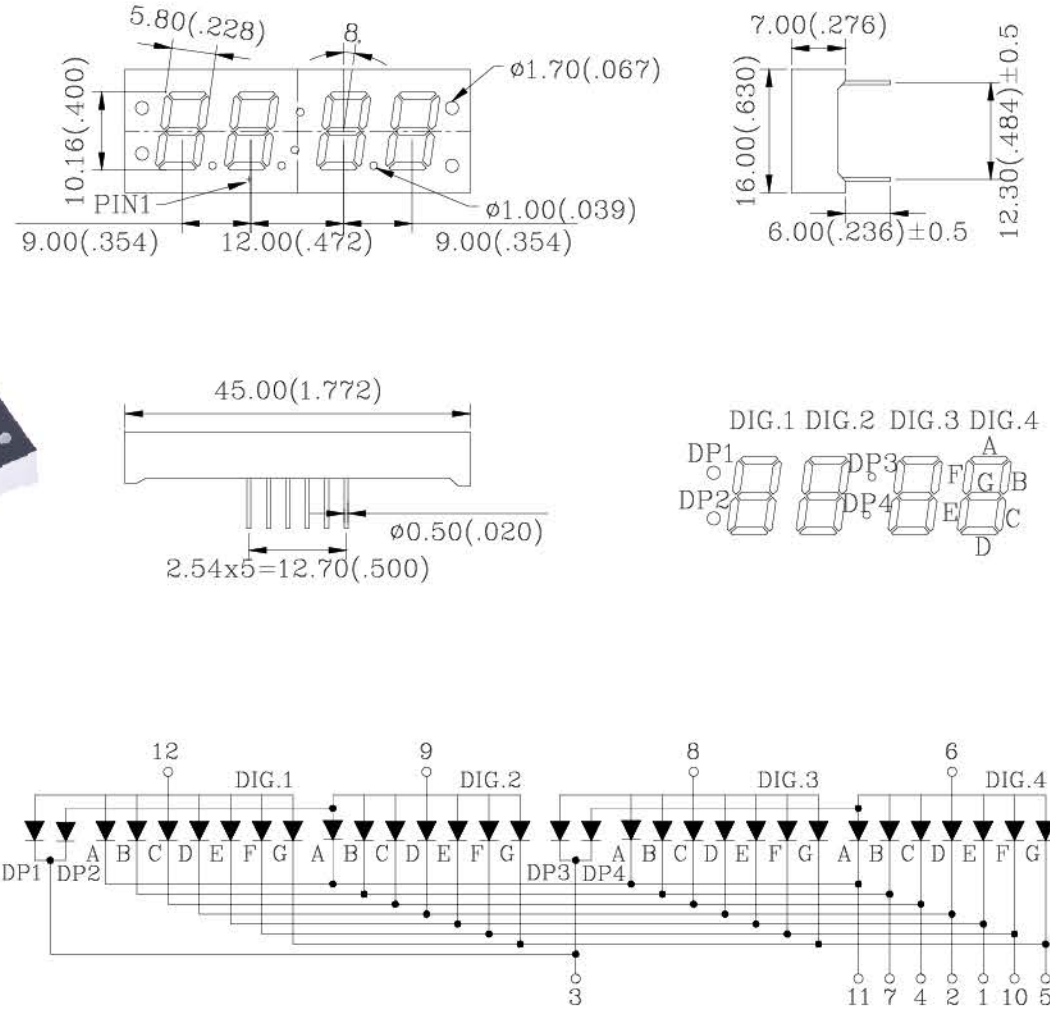
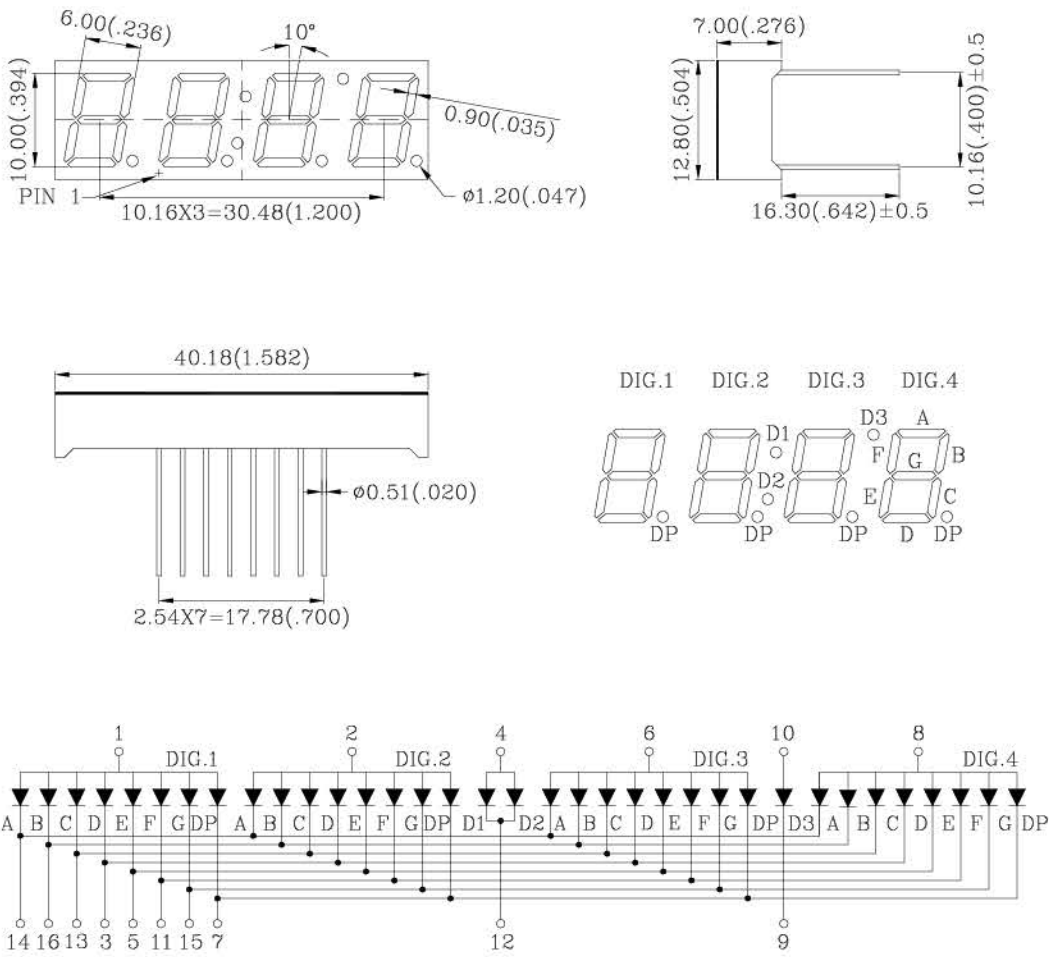


Common Anode		Color	Wavelength λ_d (nm)/CIE (x,y)	Typ. Luminous Intensity I_v (mcd)/Seg.	Forward Current I_F (mA)	VF (V) 20 mA	
Part No.	Ref. PN					Typ.	Max.
A284G-14	DNA42CG013G	Yellow Green	570	1.6	10	2.0	2.4
A284E-14	DVA42E049G	Super Red	628	1.8	10	2.1	2.6
A284SR-14	DMA42SR121G	Hyper Red	640	5	10	1.9	2.3



Common Anode		Color	Wavelength λ_d (nm)/CIE (x,y)	Typ. Luminous Intensity I_v (mcd)/Seg.	Forward Current I_F (mA)	VF (V) 20 mA	
Part No.	Ref. PN					Typ.	Max.
A364UB	DLA43UB186G	Blue	470	8	10	3.0	3.5
A364G	DSA43G017G	Yellow Green	570	1.6	10	2.0	2.4
A364E	DPA43E160G	Super Red	628	1.8	10	2.1	2.6
A364SR	DSA43SR016G	Hyper Red	640	8	10	1.9	2.3

Common Anode		Color	Wavelength λ_d (nm)/CIE (x,y)	Typ. Luminous Intensity I_v (mcd)/Seg.	Forward Current I_F (mA)	VF (V) 20 mA	
Part No.	Ref. PN					Typ.	Max.
C3P4UB	DQC43UB103G	Blue	465	11.5	10	3.0	3.5
A3P4G	DAG4G332	Yellow Green	570	1.6	10	2.0	2.4
A3P4E	DNA43E079GJ	Super Red	628	2	10	2.1	2.6
A3P4SR	DVA43SR050G	Hyper Red	640	5	10	1.9	2.3

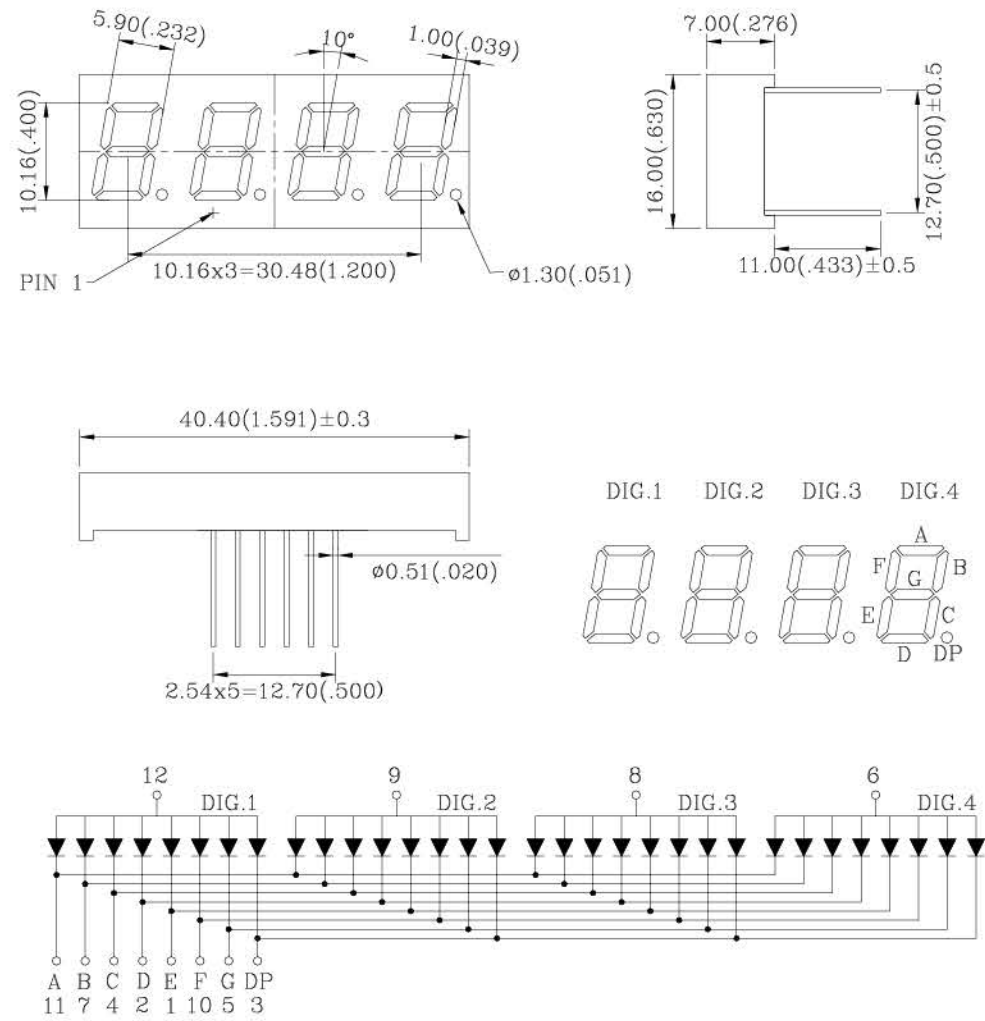


Common Anode		Color	Wavelength λ_d (nm)/CIE (x,y)	Typ. Luminous Intensity I_v (mcd)/Seg.	Forward Current I_F (mA)	VF (V) 20 mA	
Part No.	Ref. PN					Typ.	Max.
A394UB	DNA43UB116G	Blue	465	15	10	3.0	3.5
A394G	DLA43G157G	Yellow Green	570	1.6	10	2.0	2.4
A394E	DAH4E211	Super Red	628	1.8	10	2.1	2.6
A394SR	DPA43SR183G	Hyper Red	640	8	10	1.9	2.3

Common Anode		Color	Wavelength λ_d (nm)/CIE (x,y)	Typ. Luminous Intensity I_v (mcd)/Seg.	Forward Current I_F (mA)	VF (V) 20 mA	
Part No.	Ref. PN					Typ.	Max.
A404UB	D064B061	Blue	465	15	10	3.0	3.5
A404G	DVA44G051G	Yellow Green	570	1.8	10	2.0	2.4
A404E	DMA44E167G	Super Red	628	2	10	2.1	2.6
A404SR	DPA44SR013G	Hyper Red	640	8	10	1.9	2.3

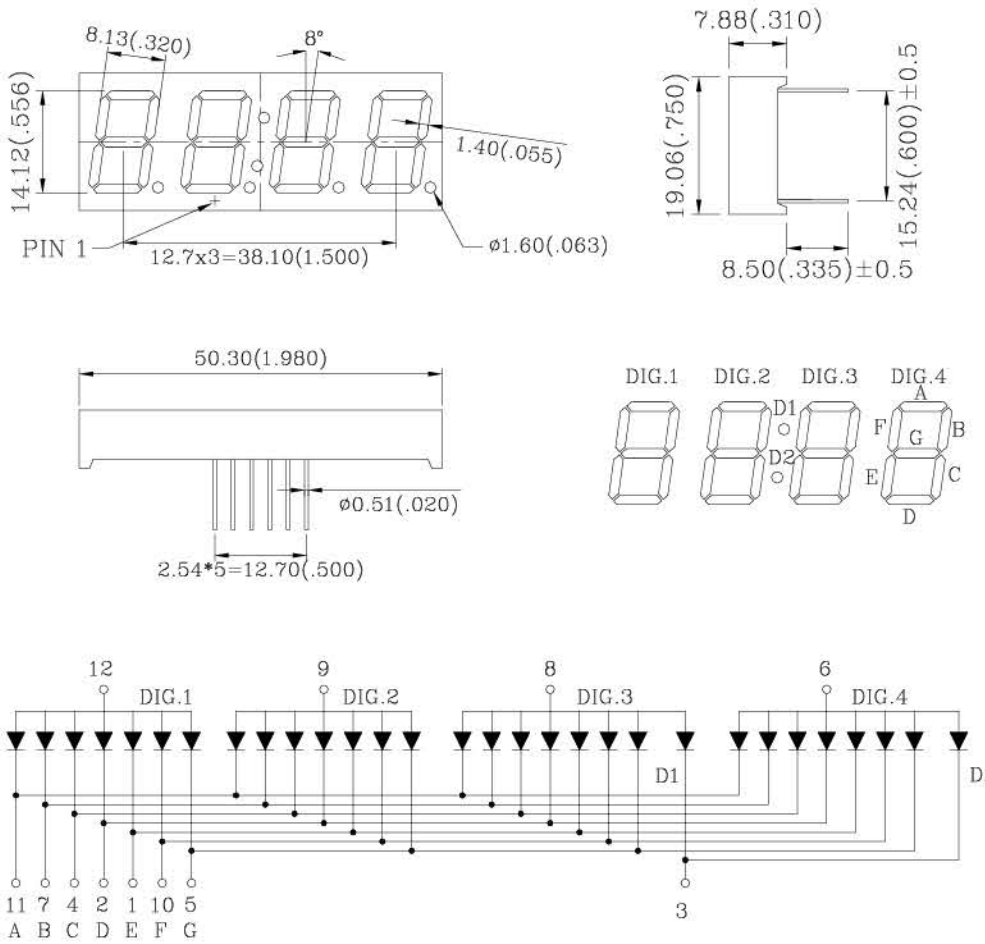
4N4 Four Digit Series

Outline Dimensions 0.4 inch



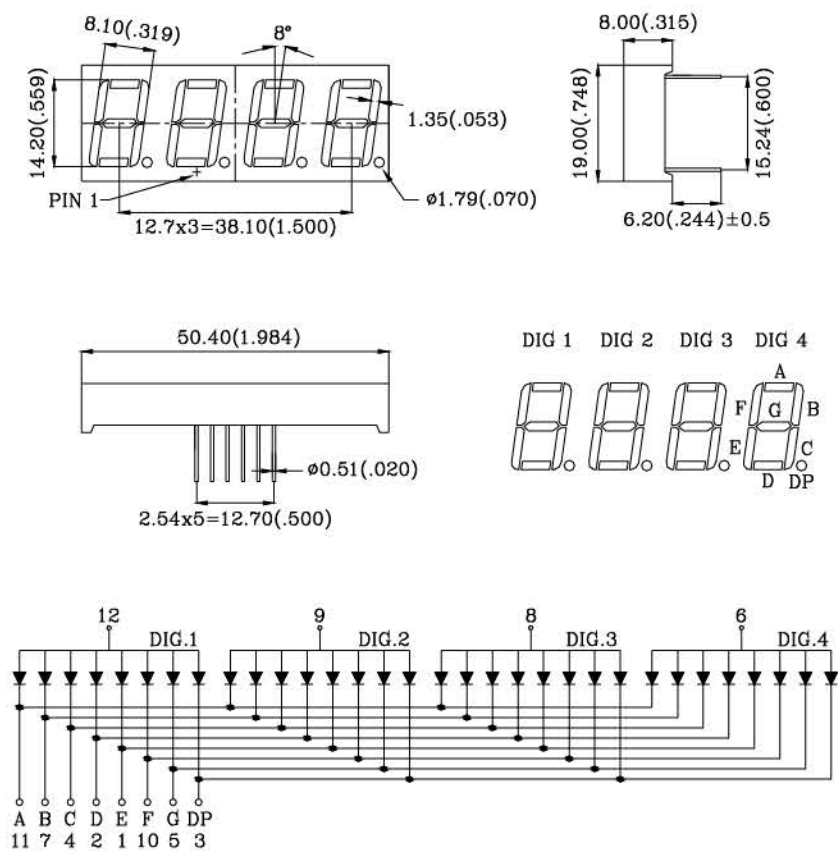
554-12 Four Digit Series

Outline Dimensions 0.56 inch



Common Anode		Color	Wavelength λ_d (nm)/CIE (x,y)	Typ. Luminous Intensity I_v (mcd)/Seg.	Forward Current I_F (mA)	VF (V) 20 mA	
Part No.	Ref. PN					Typ.	Max.
A4N4UB	DPA44UB152G	Blue	465	25	10	3.0	3.5
A4N4G	DVA44G052G	Yellow Green	570	1.8	10	2.0	2.4
A4N4E	DAH4E053	Super Red	628	2.0	10	2.1	2.6
A4N4SR	DJA44SR345	Hyper Red	640	10	10	1.9	2.3

Common Anode		Color	Wavelength λ_d (nm)/CIE (x,y)	Typ. Luminous Intensity I_v (mcd)/Seg.	Forward Current I_F (mA)	VF (V) 20 mA	
Part No.	Ref. PN					Typ.	Max.
A554G-12	DAH4G056	Yellow Green	570	2	10	2.0	2.4
A554E-12	DVA45E053G	Super Red	628	2	10	2.1	2.6
A554SR-12	DHC45SR359	Hyper Red	640	21	10	1.9	2.3



Common Anode		Color	Wavelength λ_d (nm)/CIE (x,y)	Typ. Luminous Intensity I_v (mcd)/Seg.	Forward Current I_F (mA)	VF (V) 20 mA	
Part No.	Ref. PN					Typ.	Max.
A564UB	DAG4B261A	Blue	465	28	10	3.0	3.5
A564G	DLA45G018G	Yellow Green	570	2	10	2.0	2.4
A564E	DPA45E159G	Super Red	628	2	10	2.1	2.6
A564SR	DRA45SR041G	Hyper Red	640	10	10	1.9	2.3



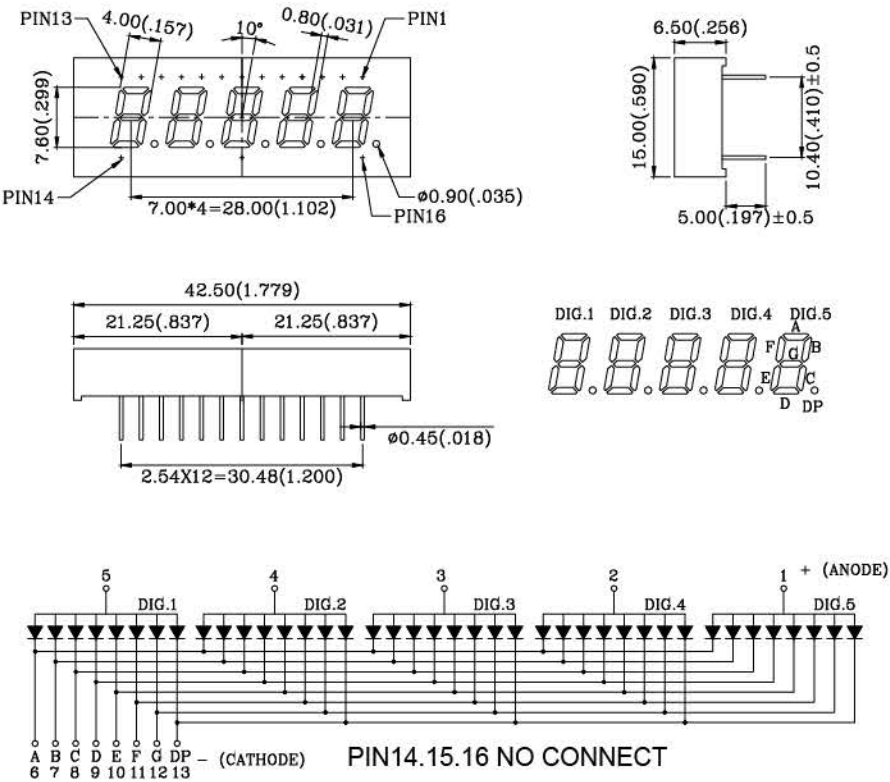
Five Digit

- Control Panel
- Energy meter
- Lift display
- Home appliance
- Numeric display
- Medical devices display

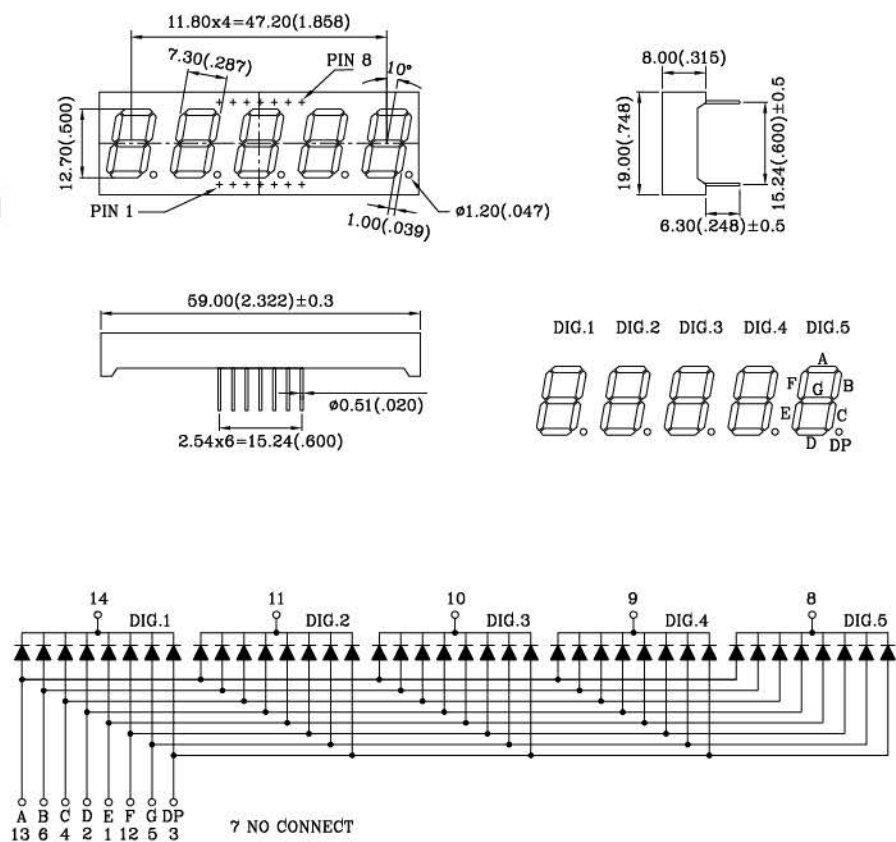



305 Five Digit Series

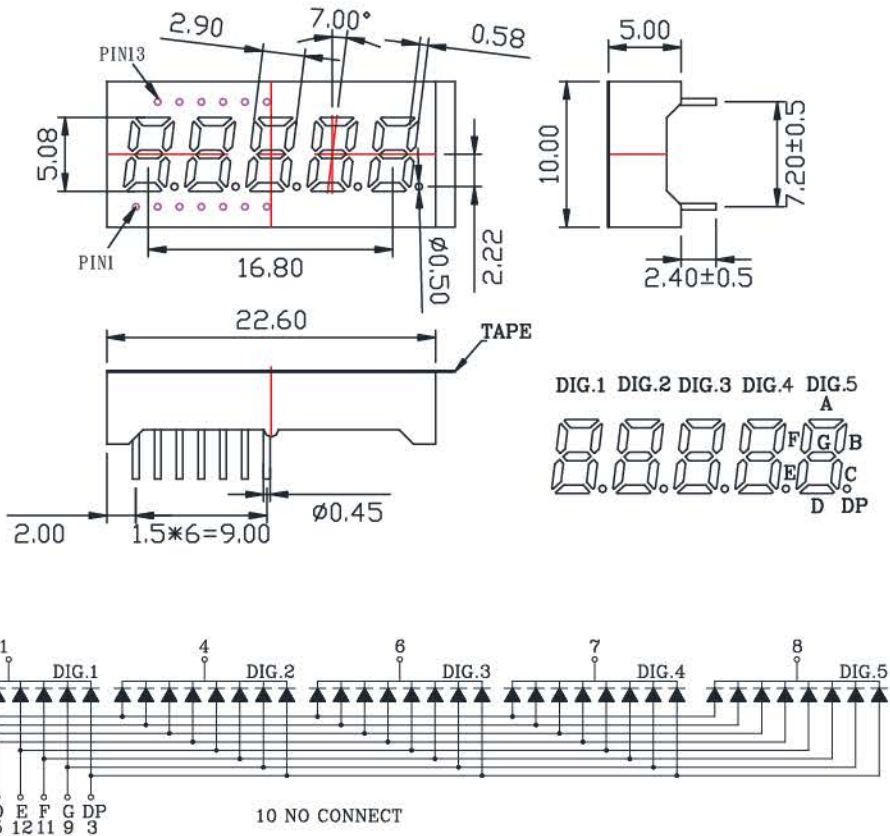
Outline Dimensions 0.3 inch



Common Anode		Color	Wavelength λ_d (nm)/CIE (x,y)	Typ. Luminous Intensity I_v (mcd)/Seg.	Forward Current I_f (mA)	VF (V) 20 mA	
Part No.	Ref. PN					Typ.	Max.
A305G	DVA53G054G	Yellow Green	570	1.8	10	2.0	2.4
A305E	DVA53E055G	Super Red	628	2	10	2.0	2.4
A305SR	DVA53SR056G	Hyper Red	640	5	10	1.9	2.3



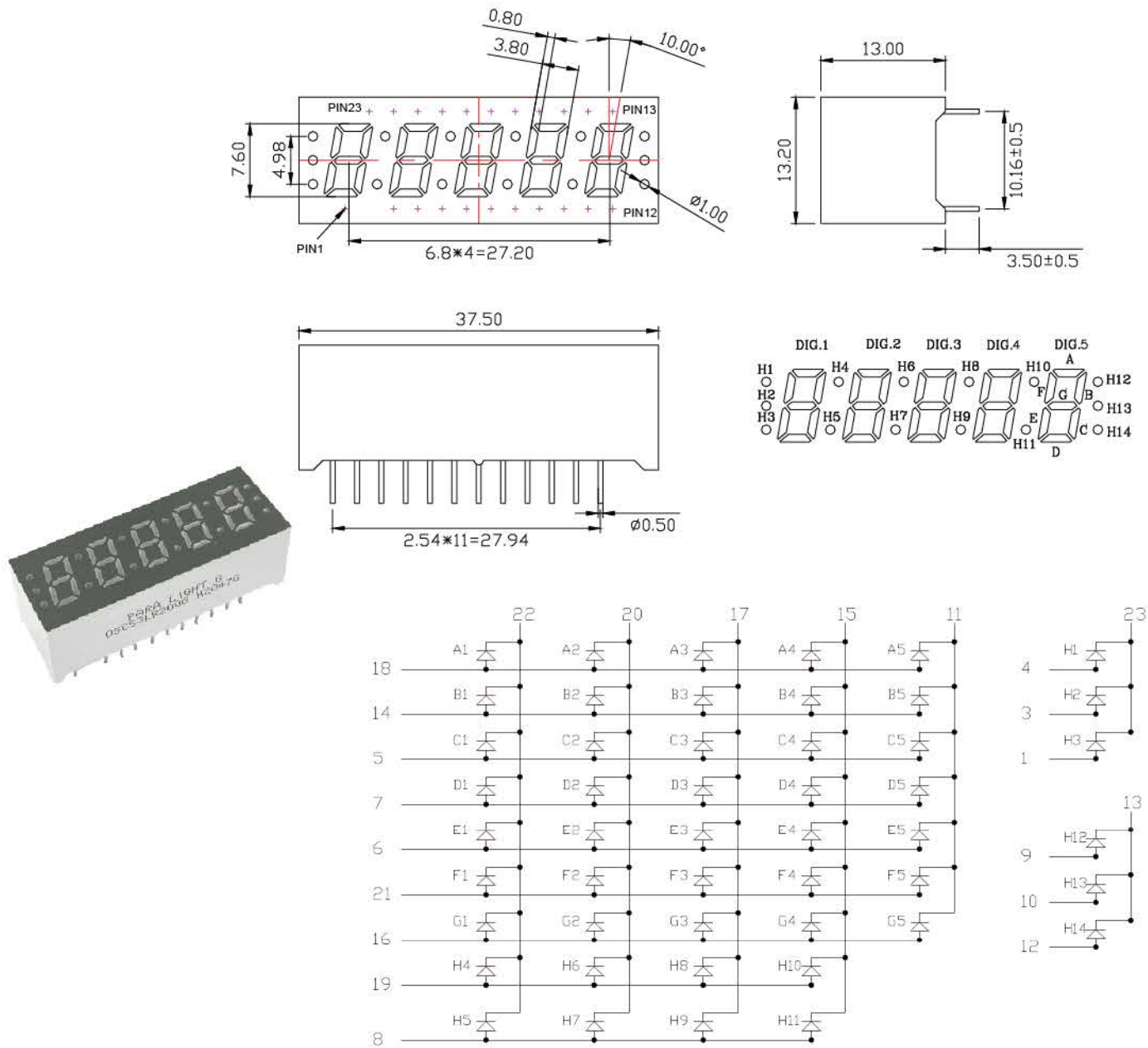
Common Anode		Color	Wavelength λ_d (nm)/CIE (x,y)	Typ. Luminous Intensity I_v (mcd)/Seg.	Forward Current I_F (mA)	VF (V) 20 mA	
Part No.	Ref. PN					Typ.	Max.
C505G	DCH5G164	Yellow Green	570	2.0	10	2.1	2.4
C505E	DJC55E284	Super Red	628	2	10	2.1	2.6
A505SR	DJA55SR049	Hyper Red	640	21	10	1.9	2.3



Part No.	Wavelength λ_d (nm) / CIE (x,y)	Typ. Luminous Intensity I_v (mcd) / Seg.	Typ. Forward Voltage V_F (V)	Forward Current I_F (mA)
DSC52LR199G	630	8.0 / 0.6	2.0	20

DSC53LR200G Five Digit Series

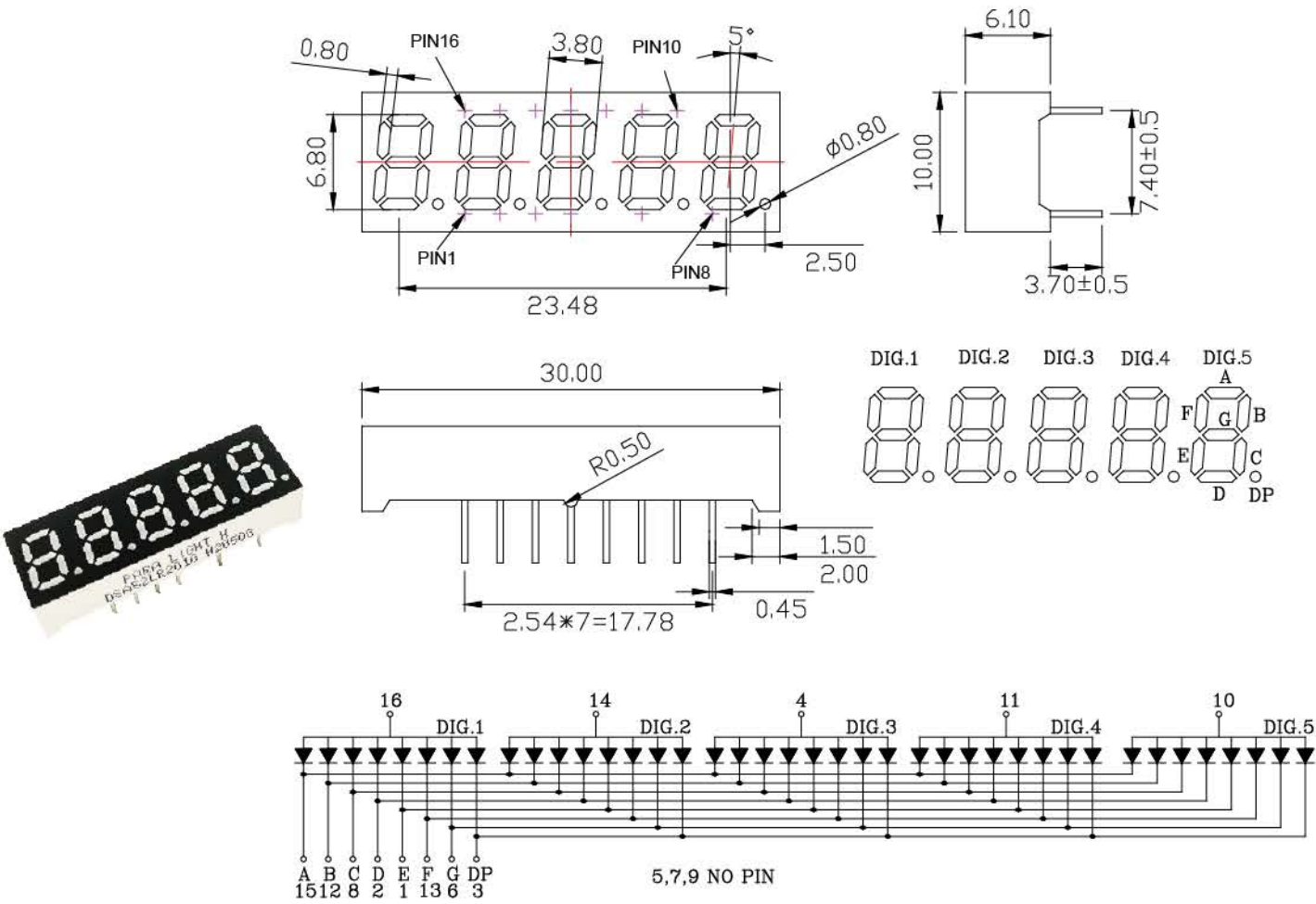
Outline Dimensions 0.3 inch



Part No.	Wavelength λ_d (nm) / CIE (x,y)	Typ. Luminous Intensity I_v (mcd) / Seg.	Typ. Forward Voltage V_F (V)	Forward Current I_F (mA)
DSC52LR199G	630	11.0 / 0.9	2.0	30

DSA52LR201G Five Digit Series

Outline Dimensions 0.27 inch



Part No.	Wavelength λ_d (nm) / CIE (x,y)	Typ. Luminous Intensity I_v (mcd) / Seg.	Typ. Forward Voltage V_F (V)	Forward Current I_F (mA)
DSA52LR201G	630	5.0 / 0.5	2.0	20



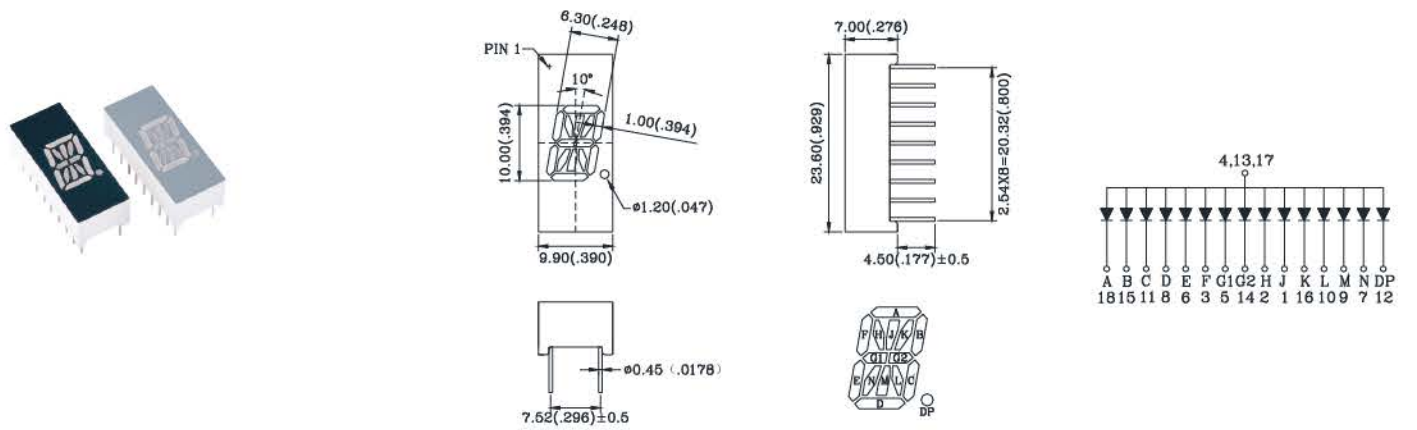
Alpha Numeric

- Control Panel
- Energy meter
- Lift display
- Home appliance
- Numeric display
- Medical devices display



398 Alpha Numeric Series

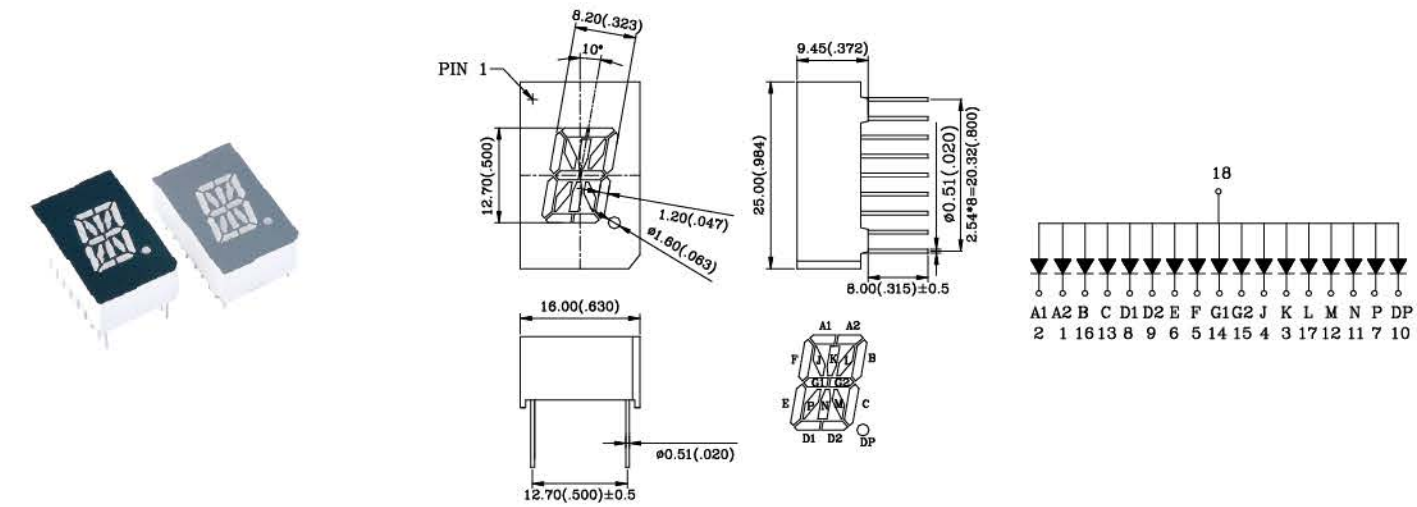
Outline Dimensions 0.39 inch



Common Anode		Color	Wavelength λ_d (nm)/CIE (x,y)	Typ. Luminous Intensity I_v (mcd)/Seg.	Forward Current I_F (mA)	VF (V) 20 mA	
Part No.	Ref. PN					Typ.	Max.
A398UB	DLA13UB246GA	Blue	465	28	10	3.0	3.5
A398G	DNA13G010G	Yellow Green	570	1.6	10	2.0	2.4
A398E	DKA13E068	Super Red	628	2	10	2.1	2.6
A398SR	DAG1R280	Hyper Red	640	10	10	1.9	2.3

508 Alpha Numeric Series

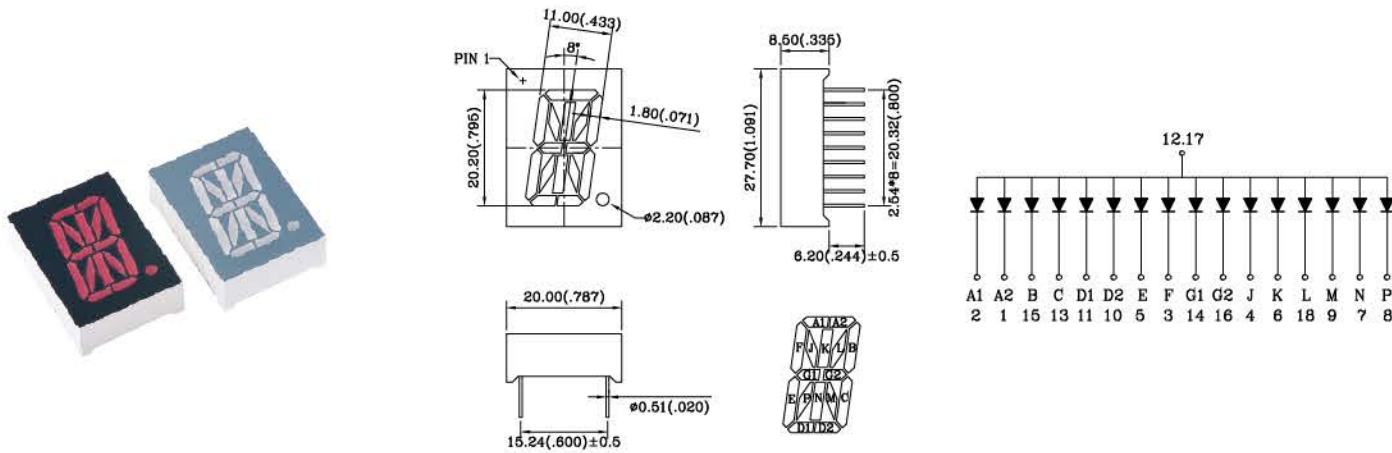
Outline Dimensions 0.5 inch



Common Anode		Color	Wavelength λ_d (nm)/CIE (x,y)	Typ. Luminous Intensity I_v (mcd)/Seg.	Forward Current I_F (mA)	VF (V) 20 mA	
Part No.	Ref. PN					Typ.	Max.
A508G	DMA15G034G	Yellow Green	570	2	10	2.0	2.4
A508E	DMA15E111G	Super Red	628	2	10	2.1	2.6
A508SR	DRA15SR087G	Hyper Red	640	5	10	1.9	2.3

808 Alpha Numeric Series

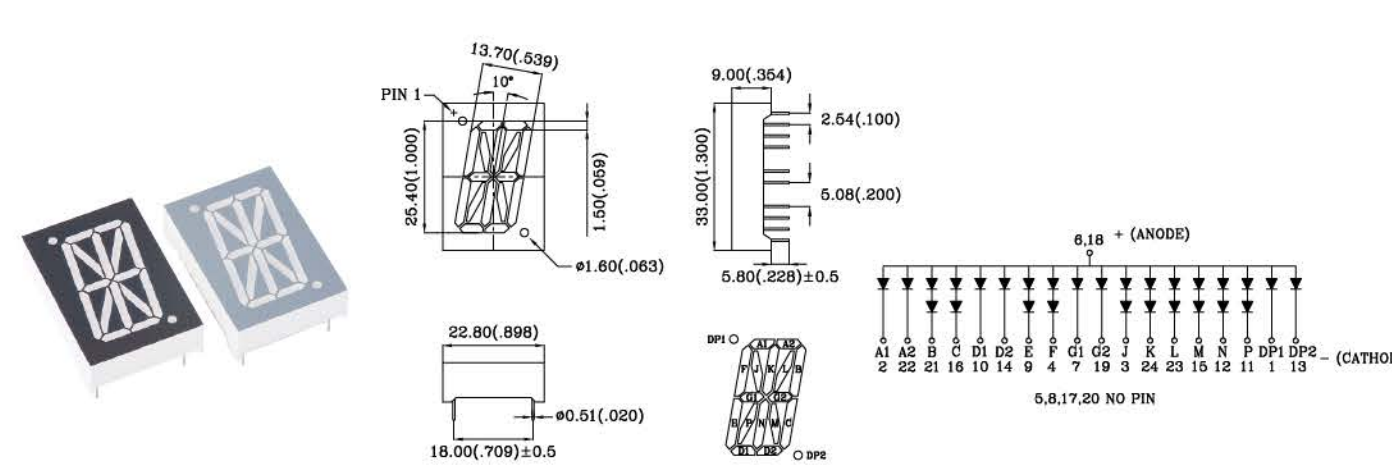
Outline Dimensions 0.8 inch



Common Anode		Color	Wavelength λ_d (nm)/CIE (x,y)	Typ. Luminous Intensity I_v (mcd)/Seg.	Forward Current I_F (mA)	VF (V) 20 mA	
Part No.	Ref. PN					Typ.	Max.
C808UB	DVA18UB057G	Blue	465	28	10	3.0	3.5
A808G	DVA18G058G	Yellow Green	570	2.6	10	2.0	2.4
A808E	DVA18E059G	Super Red	628	2.5	10	2.0	2.6
A808SR	DQA18SR096GJ	Hyper Red	640	10	10	1.9	2.3

1008 Alpha Numeric Series

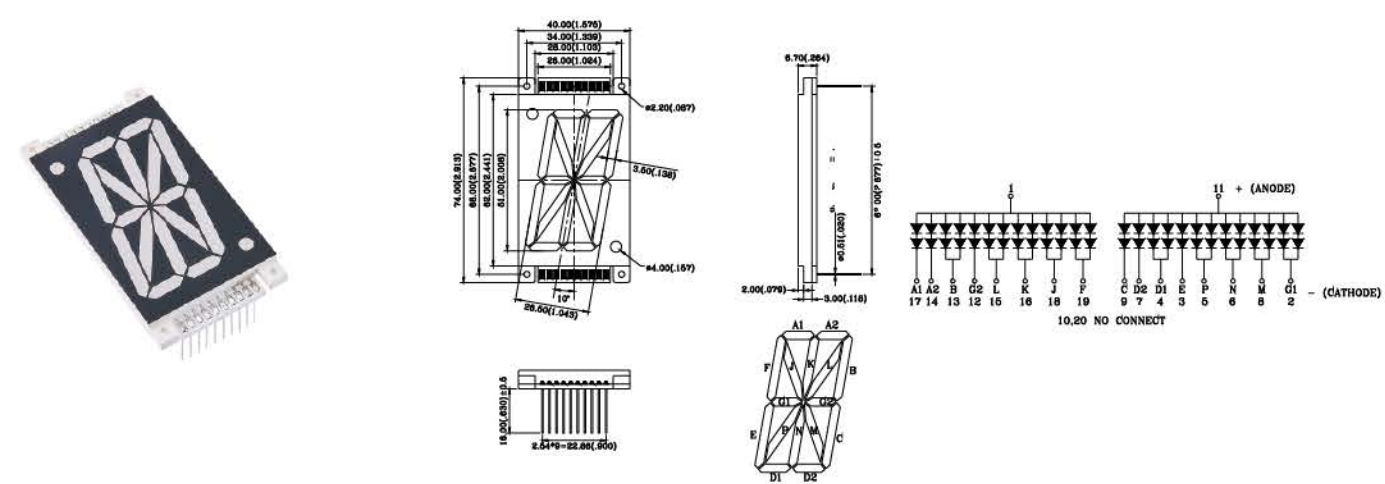
Outline Dimensions 1.0 inch



Common Anode		Color	Wavelength λ_d (nm)/CIE (x,y)	Typ. Luminous Intensity I_v (mcd)/Seg.	Forward Current I_F (mA)	VF (V) 20 mA	
Part No.	Ref. PN					Typ.	Max.
A1008G	DAG1G437A	Yellow Green	570	4	10	2.0	2.4
C1008E	DNC1AE120GJ	Super Red	628	4	10	2.1	2.6
A1008SR	DLA1ASR099G	Hyper Red	640	20	10	1.8	2.2
A1008UW	DLA1AUW159G	White	(0.29, 0.30)	70	10	3.0	3.5

2018-4V Alpha Numeric Series

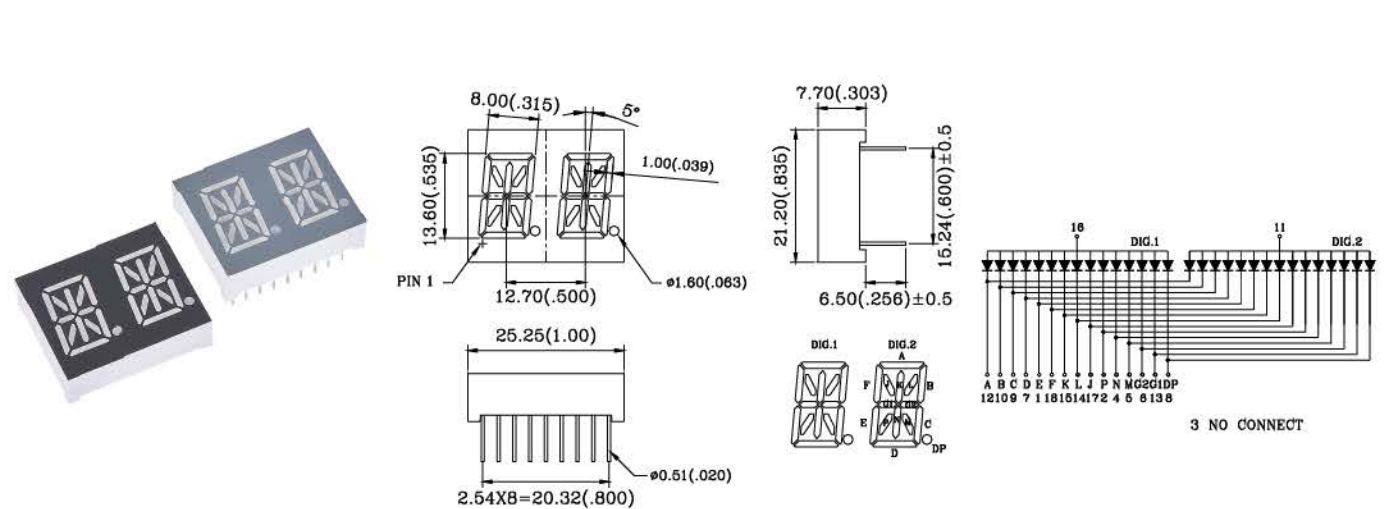
Outline Dimensions 2.6 inch



Common Anode		Color	Wavelength λ_d (nm)/CIE (x,y)	Typ. Luminous Intensity I_v (mcd)/Seg.	Forward Current I_F (mA)	VF (V) 20 mA	
Part No.	Ref. PN					Typ.	Max.
A2018NDG-4V	DVA1AG060G	Yellow Green	570	5	20	4.0	4.8
A2018NDE-4V	DVA1AE061G	Super Red	628	5	20	4.2	5.2
A2018NDSR-4V	DAG1R071	Hyper Red	640	20	20	3.6	4.4
A2018NDUW-4V	DLA1AUW158G	White	(0.29, 0.30)	120	20	6.0	7.0

542 Alpha Numeric Series

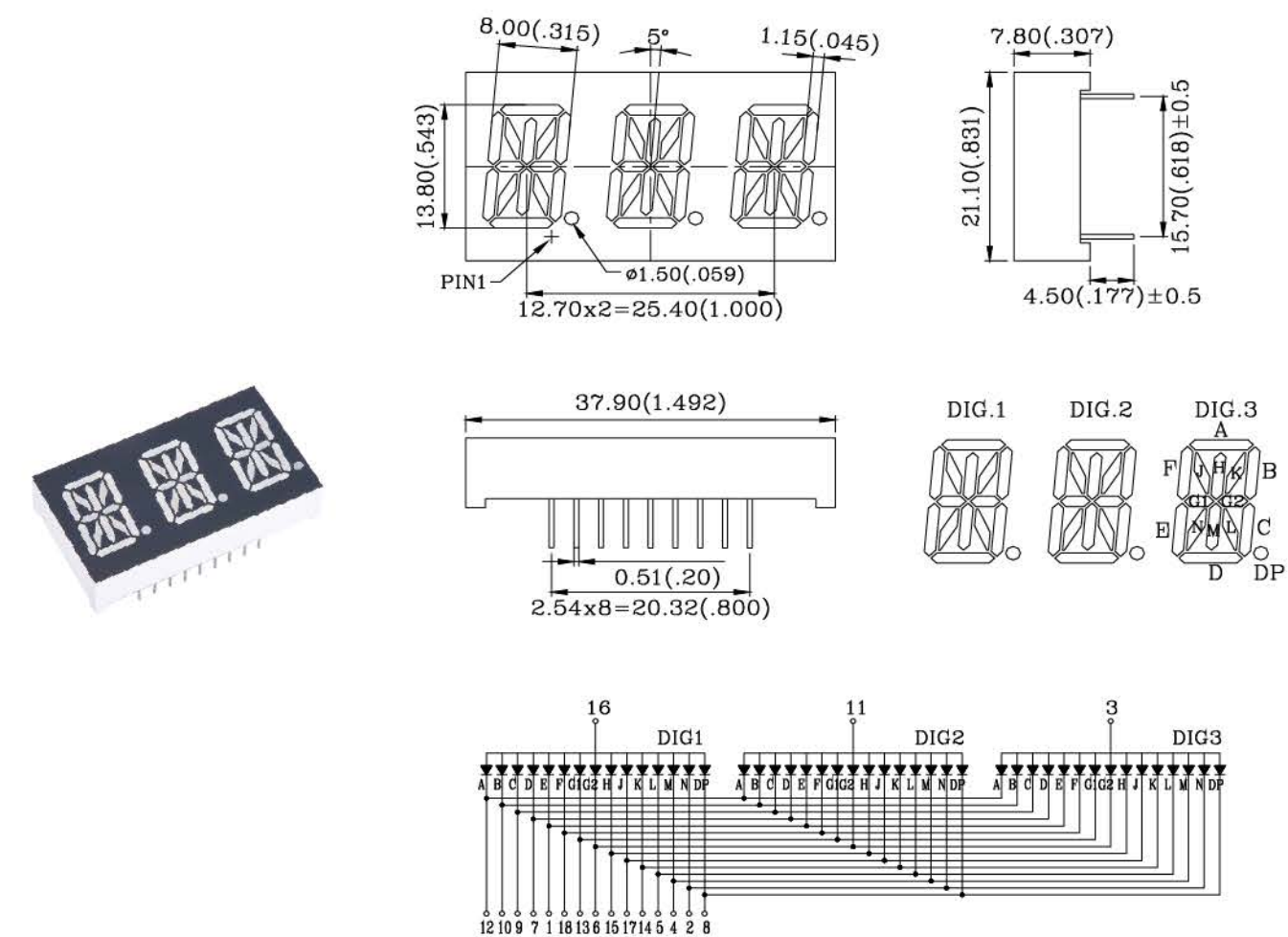
Outline Dimensions 0.54 inch



Common Anode		Color	Wavelength λ_d (nm)/CIE (x,y)	Typ. Luminous Intensity I_v (mcd)/Seg.	Forward Current I_F (mA)	VF (V) 20 mA	
Part No.	Ref. PN					Typ.	Max.
A542UB	DQA25UB107G	Blue	465	10	10	3.0	3.5
A542G	DVA25G062G	Yellow Green	570	2	10	2.0	2.4
A542E	DLA25E133G	Super Red	628	2	10	2.1	2.6
A542SR	DAF2R166	Hyper Red	640	10	10	1.9	2.3

5B3 Alpha Numeric Series

Outline Dimensions 0.54 inch



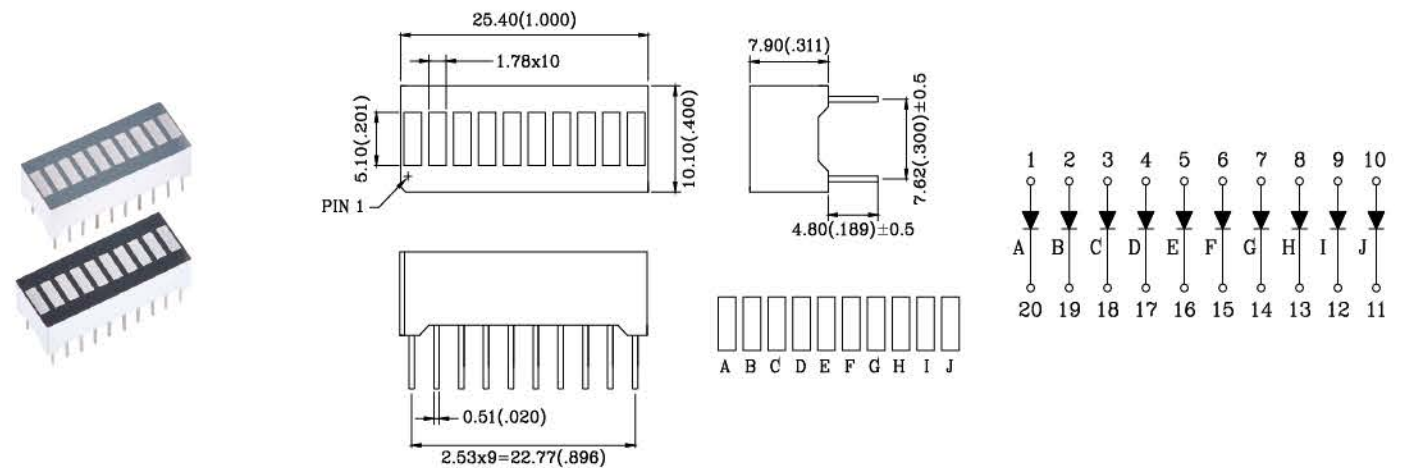
Common Anode		Color	Wavelength λ_d (nm)/CIE (x,y)	Typ. Luminous Intensity I_v (mcd)/Seg.	Forward Current I_F (mA)	VF (V) 20 mA	
Part No.	Ref. PN					Typ.	Max.
A5B3G	DVA35G063G	Yellow Green	570	2	10	2.0	2.4
A5B3E	DVA35E064G	Super Red	628	2	10	2.1	2.6
A5B3SR	DVA35SR065G	Hyper Red	640	10	10	1.9	2.3





B1000 Light Bar Array

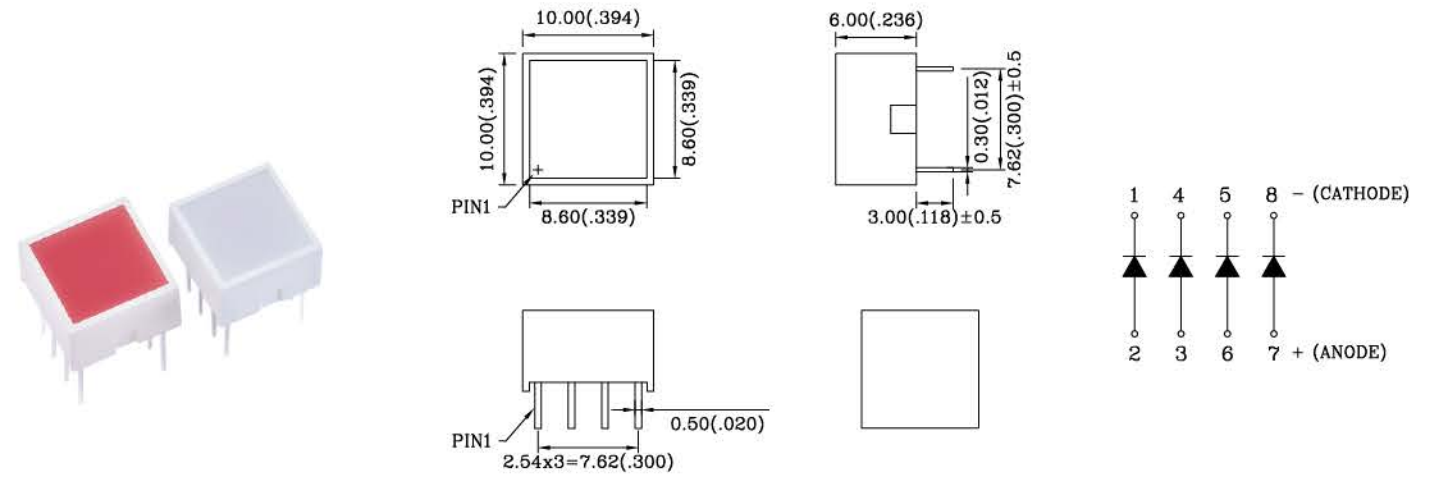
Outline Dimensions 25.4 x 5.1 x 16.3 mm



Part No.	Ref. PN	Color	Wavelength λ_d (nm)/CIE (x,y)	Typ. Luminous Intensity I_v (mcd)/Seg.	Forward Current I_F (mA)	VF (V) 20 mA	
						Typ.	Max.
B1000UB	BL010UB209G	Blue	465	15	10	3.0	3.5
B1000G	BT010G056G	Yellow Green	570	2	10	2.0	2.4
B1000E	BV010E066G	Super Red	628	2	10	2.1	2.6
B1000SR	B062R120	Hyper Red	640	10	10	1.9	2.3

B1010 Light Bar Array

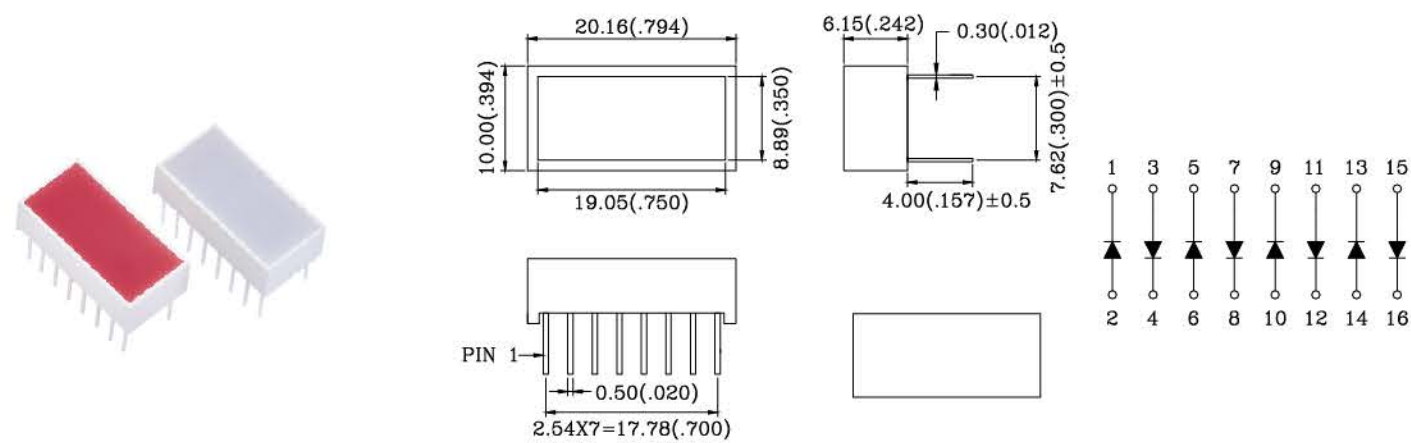
Outline Dimensions 10 x 8.6 x 9 mm



Part No.	Ref. PN	Color	Wavelength λ_d (nm)/CIE (x,y)	Typ. Luminous Intensity I_v (mcd)/Seg.	Forward Current I_F (mA)	VF (V) 20 mA	
						Typ.	Max.
B1010G	BV010G067G	Yellow Green	570	5	10	2.0	2.4
B1010E	BH010E285	Super Red	628	6	10	2.1	2.6
B1010SR	BV010SR068G	Hyper Red	640	12	10	1.9	2.3

B1020 Alpha Numeric Series

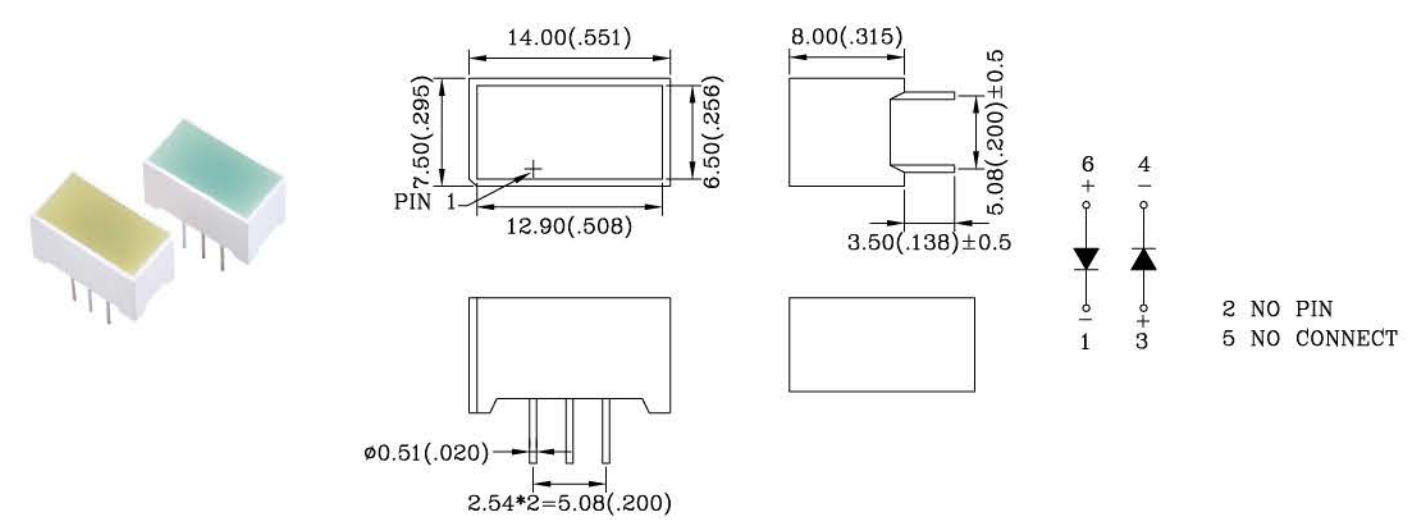
Outline Dimensions 20.16 x 10 x 10.15 mm



Part No.	Ref. PN	Color	Wavelength λ_d (nm)/CIE (x,y)	Typ. Luminous Intensity I_v (mcd)/Seg.	Forward Current I_F (mA)	VF (V) 20 mA	
						Typ.	Max.
B1020G	BL010G053G	Yellow Green	570	10	10	2.0	2.4
B1020E	BP010E198G	Super Red	628	12	10	2.1	2.6
B1020SR	BO020SR151G	Hyper Red	640	20	10	1.9	2.3

B1408 Alpha Numeric Series

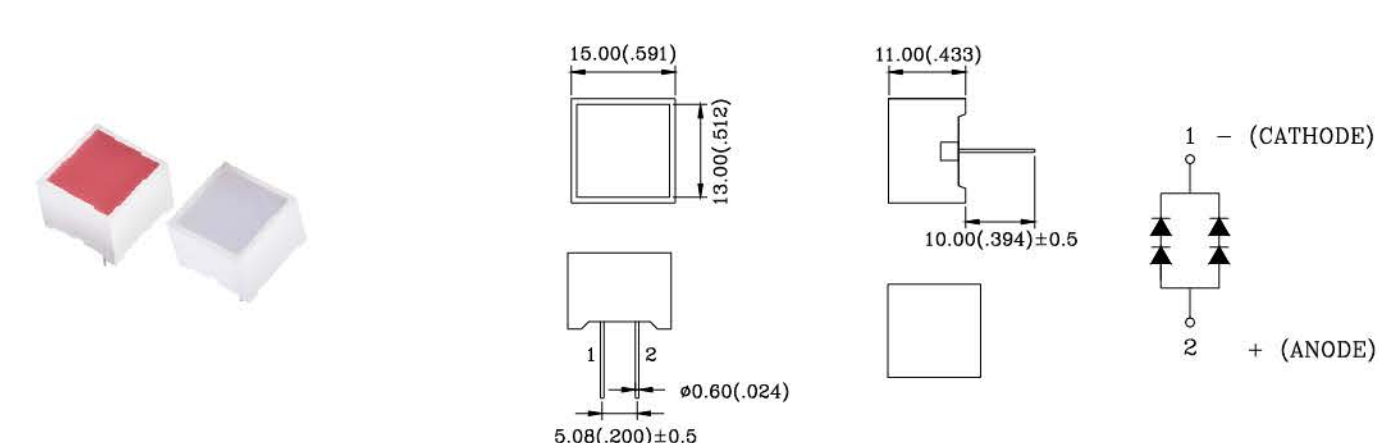
Outline Dimensions 14 x 7.5 x 11.5 mm



Part No.	Ref. PN	Color	Wavelength λ_d (nm)/CIE (x,y)	Typ. Luminous Intensity I_v (mcd)/Seg.	Forward Current I_F (mA)	VF (V) 20 mA	
						Typ.	Max.
B1408G	B0G1G196	Yellow Green	570	5	10	2.0	2.4
B1408E	B0G1E195	Super Red	628	6	10	2.1	2.6
B1408SR	BK010SR105G	Hyper Red	640	12	10	1.9	2.3

B1504 Light Bar Array

Outline Dimensions 15 x 13 x 21 mm



Part No.	Ref. PN	Color	Wavelength λ_d (nm)/CIE (x,y)	Typ. Luminous Intensity I_v (mcd)/Seg.	Forward Current I_F (mA)	VF (V) 20 mA	
						Typ.	Max.
B1504UB	B0F1B172	Blue	465	28	20	6.0	7.0
B1504G	BV010G069G	Yellow Green	570	10	20	4.0	4.8
B1504E	B061E049	Super Red	628	12	20	4.2	5.2
B1504SR	BV010SR070G	Hyper Red	640	20	20	3.8	4.6

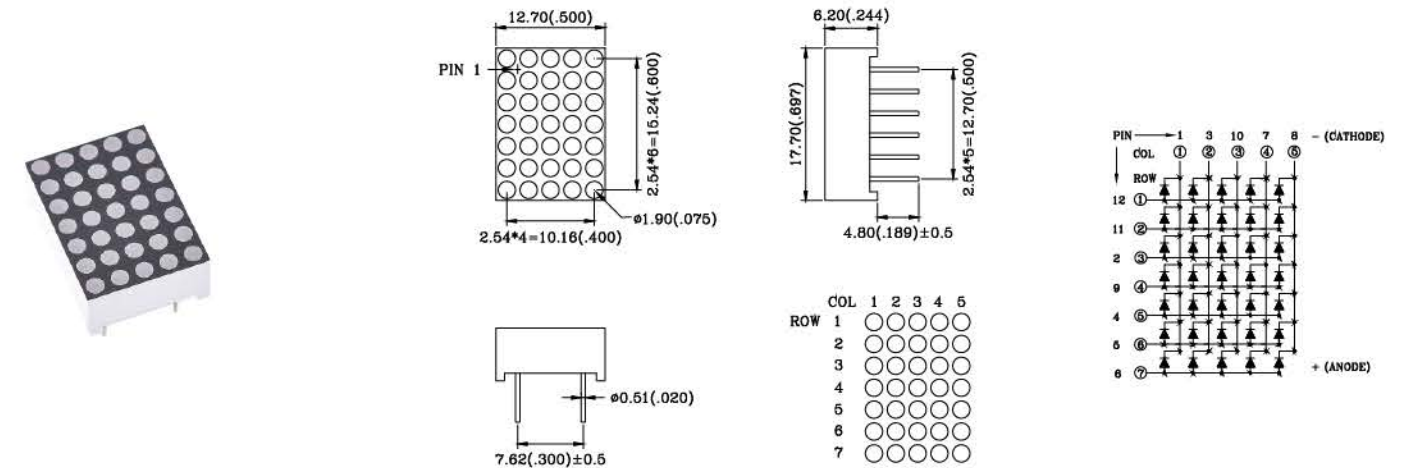
Dot Matrix

- Control Panel
- Energy meter
- Lift display
- Home appliance
- Numeric display
- Medical devices display



2570 Single Color Series

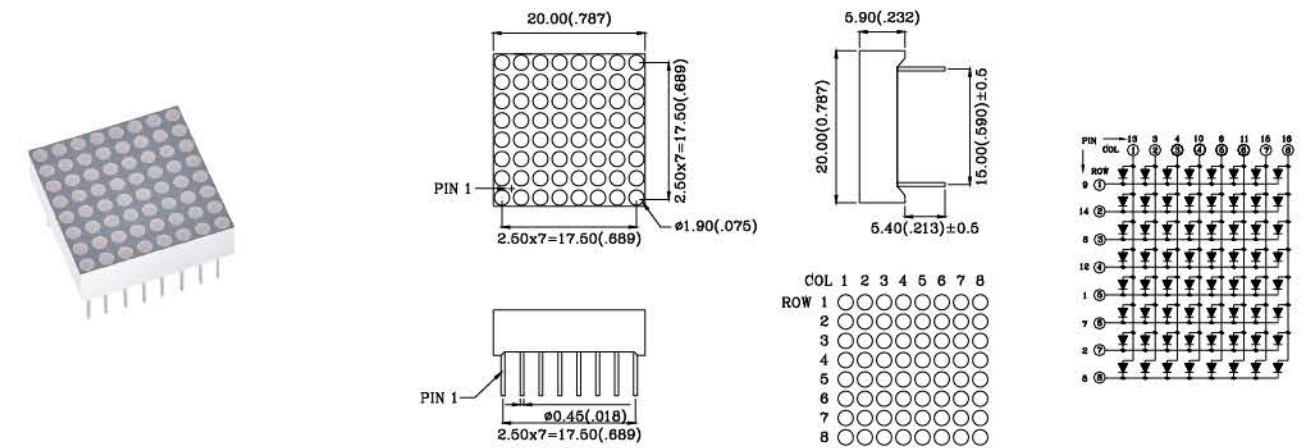
Outline Dimensions 0.7 inch 5 x 7



Common Anode		Color	Wavelength λ_d (nm)/CIE (x,y)	Typ. Luminous Intensity I_v (mcd)/Seg.	Forward Current I_F (mA)	VF (V) 20 mA	
Part No.	Ref. PN					Typ.	Max.
A2570UB	MNA20UB086G	Blue	465	8	10	3.0	3.5
A2570G	MRA20G047GJ	Yellow Green	570	7	10	2.0	2.4
C2570E	M062E136	Super Red	628	2.8	10	2.1	2.6
A2570SR	MNA20SR085G	Hyper Red	640	7	10	1.9	2.3

2880 Single Color Series

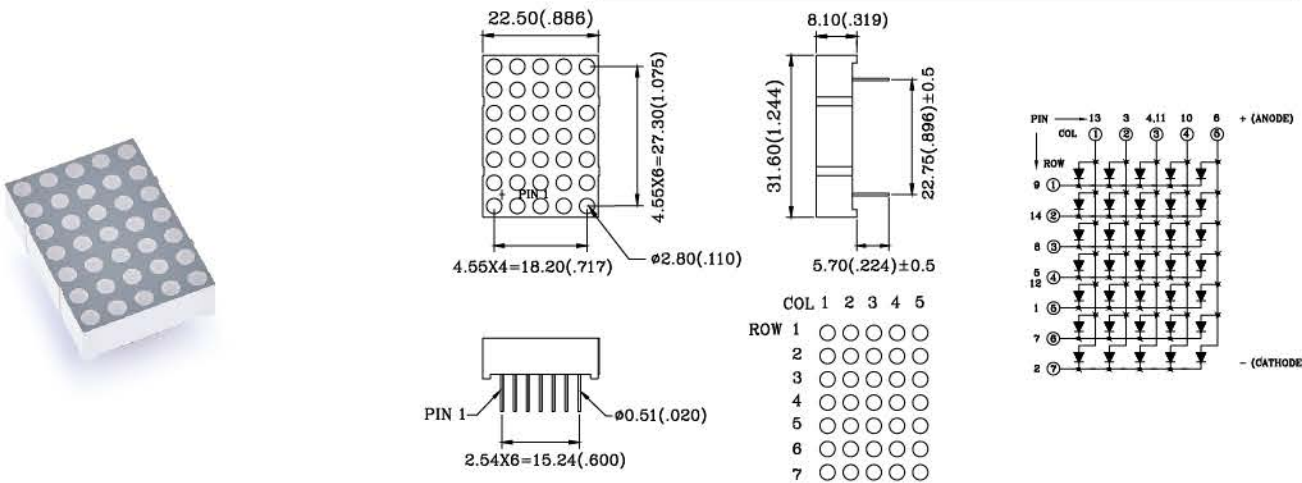
Outline Dimensions 0.8 inch 8 x 8



Common Anode		Color	Wavelength λ_d (nm)/CIE (x,y)	Typ. Luminous Intensity I_v (mcd)/Seg.	Forward Current I_F (mA)	VF (V) 20 mA	
Part No.	Ref. PN					Typ.	Max.
A2880UB	MOA20UB018GJ	Blue	465	42	10	3.0	3.5
A2880G	MAG2G344	Yellow Green	570	7	10	2.0	2.4
A2880E	MNA20E097G	Super Red	628	2	10	2.1	2.6
A2880SR	MNA20SR092G	Hyper Red	640	7	10	1.9	2.3

3571 Single Color Series

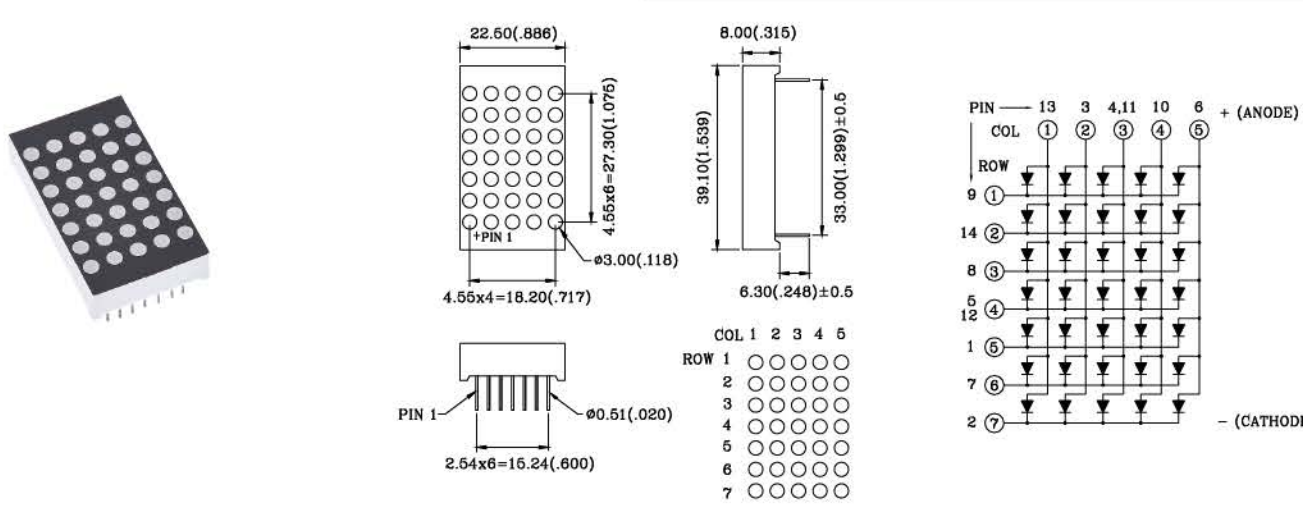
Outline Dimensions 1.2 inch 5 x 7



Common Anode		Color	Wavelength λ_d (nm)/CIE (x,y)	Typ. Luminous Intensity I_v (mcd)/Seg.	Forward Current I_F (mA)	VF (V) 20 mA	
Part No.	Ref. PN					Typ.	Max.
A3571UB	MMA30UB099GA	Blue	465	10	10	3.0	3.5
A3571G	MVA30G080G	Yellow Green	570	2.8	10	2.0	2.4
A3571E	MVA30E081G	Super Red	628	3.0	10	2.1	2.6
A3571SR	MMA30SR032G	Hyper Red	640	8	10	1.9	2.3

3570 Single Color Series

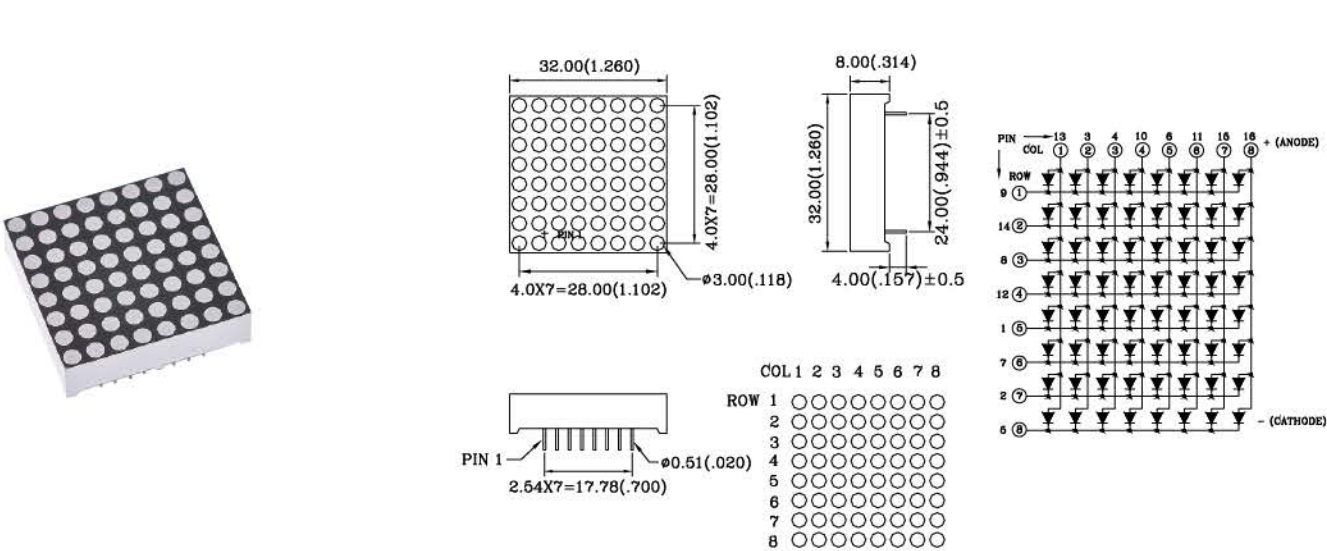
Outline Dimensions 1.5 inch 5 x 7



Common Anode		Color	Wavelength λ_d (nm)/CIE (x,y)	Typ. Luminous Intensity I_v (mcd)/Seg.	Forward Current I_F (mA)	VF (V) 20 mA	
Part No.	Ref. PN					Typ.	Max.
A3570G	MVA30G083G	Yellow Green	570	2.8	10	2.0	2.4
A3570E	MVA30E084G	Super Red	628	2.8	10	2.1	2.6
A3570SR	DKC30SR082G	Hyper Red	640	12	10	1.9	2.3

3880 Single Color Series

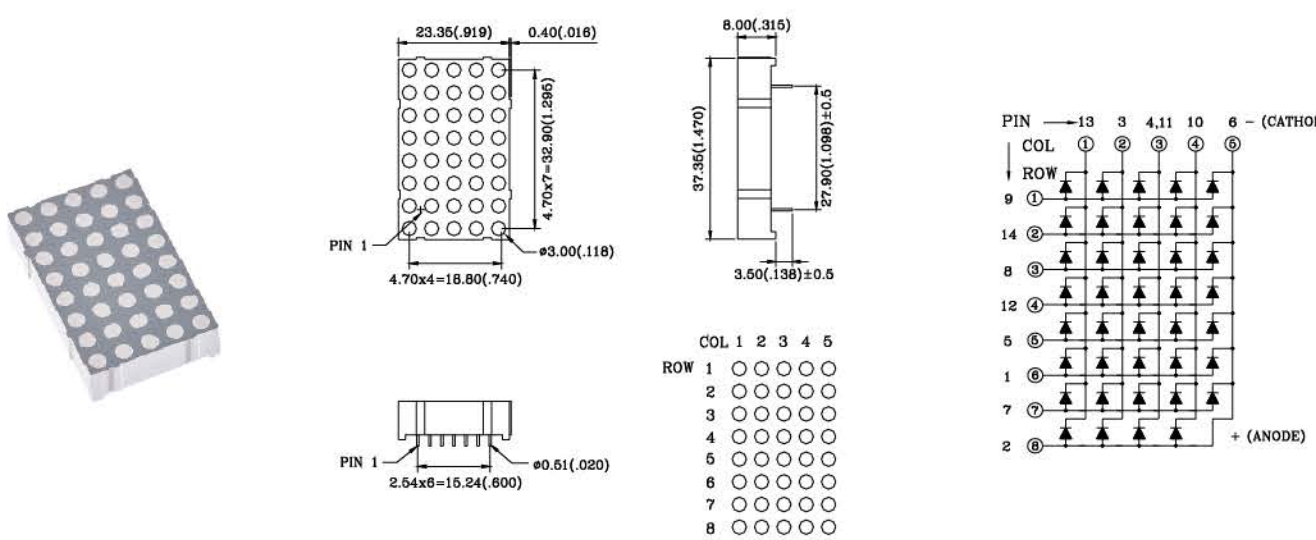
Outline Dimensions 1.2 inch 8 x 8



Common Anode		Color	Wavelength λ_d (nm)/CIE (x,y)	Typ. Luminous Intensity I_v (mcd)/Seg.	Forward Current I_F (mA)	VF (V) 20 mA	
Part No.	Ref. PN					Typ.	Max.
A3880UB	MOA30UB017GJ	Blue	465	28	10	3.0	3.5
A3880G	DPA30G1037GA	Yellow Green	570	16	10	2.0	2.4
A3880E	MPA30E193G	Super Red	628	3	10	2.1	2.6
A3880SR	MVA30SR082G	Hyper Red	640	8	10	1.9	2.3

3580 Single Color Series

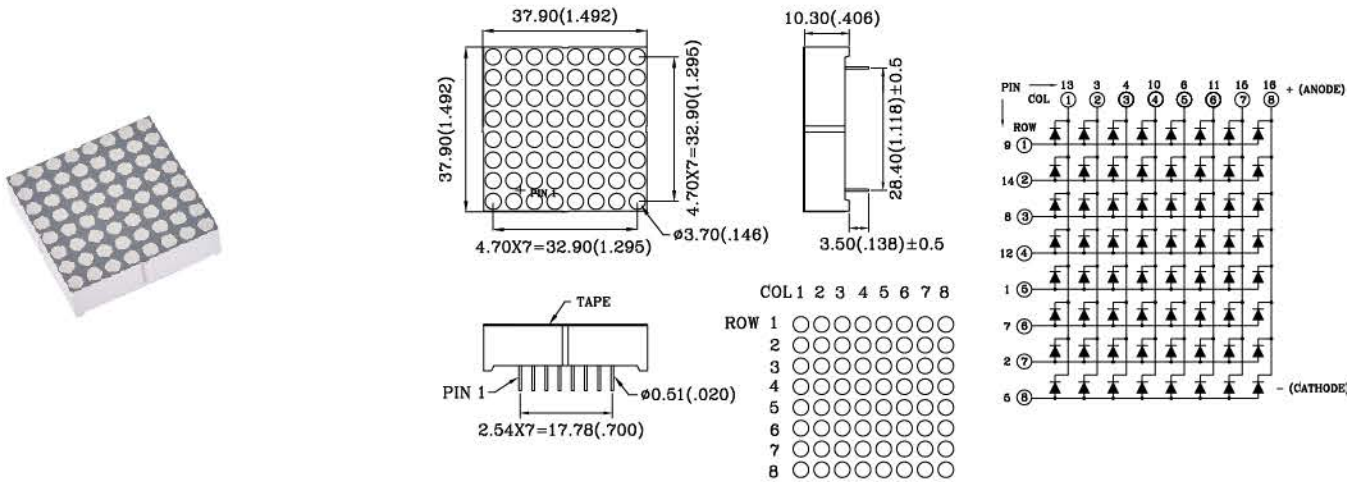
Outline Dimensions 1.5 inch 5 x 8



Common Anode		Color	Wavelength λ_d (nm)/CIE (x,y)	Typ. Luminous Intensity I_v (mcd)/Seg.	Forward Current I_F (mA)	VF (V) 20 mA	
Part No.	Ref. PN					Typ.	Max.
A3580G	MHA30G298	Yellow Green	570	2.6	10	2.0	2.4
A3580E	MTA30E123G	Super Red	628	3	10	2.1	2.6
C3580SR	MMC30SR064G	Hyper Red	640	8	10	1.9	2.3

4880 Single Color Series

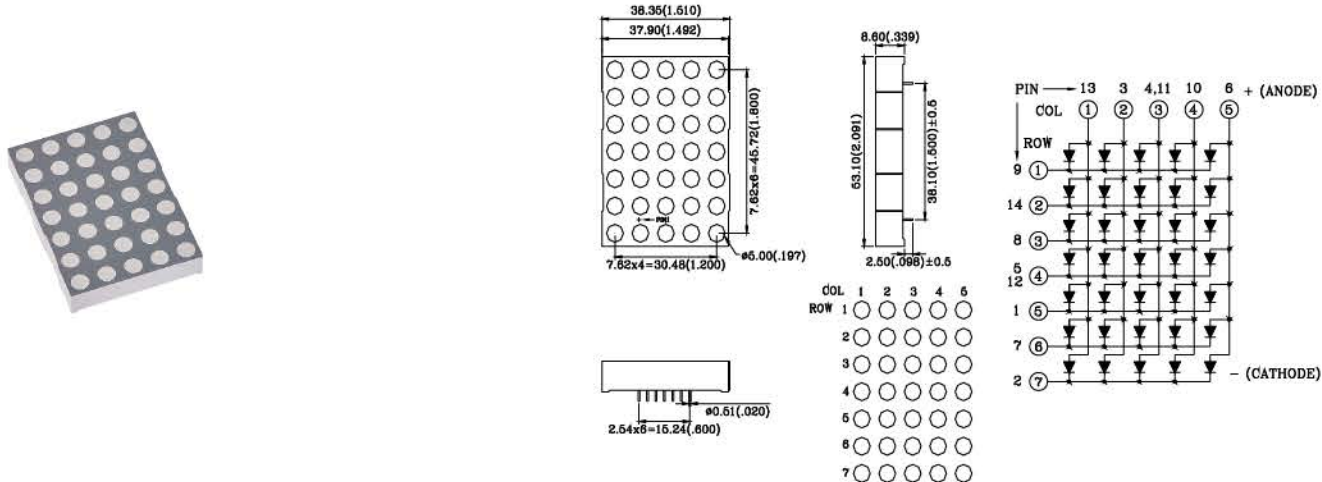
Outline Dimensions 1.5 inch 8 x 8



Common Anode		Color	Wavelength λ_d (nm)/CIE (x,y)	Typ. Luminous Intensity I_v (mcd)/Seg.	Forward Current I_F (mA)	VF (V) 20 mA	
Part No.	Ref. PN					Typ.	Max.
A4880G	MAG4G241	Yellow Green	570	3.4	10	2.0	2.4
A4880E	MNA40E096G	Super Red	628	3.6	10	2.1	2.6
A4880SR	MLC40SR107G	Hyper Red	640	10	10	1.9	2.3

5570 Single Color Series

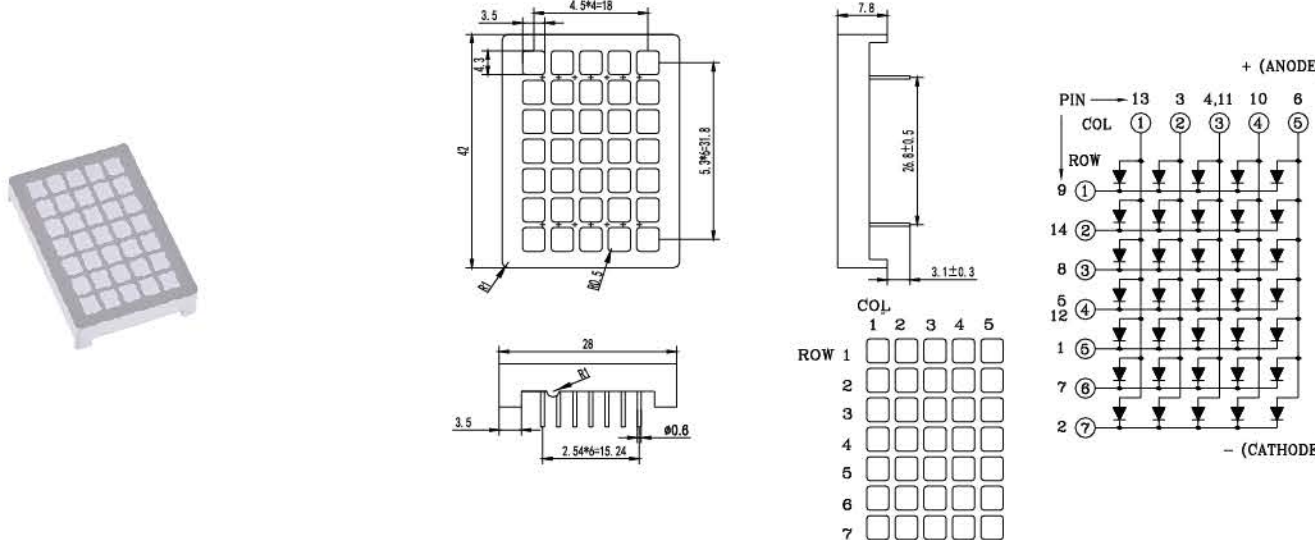
Outline Dimensions 2.0 inch 5 x 7



Common Anode		Color	Wavelength λ_d (nm)/CIE (x,y)	Typ. Luminous Intensity I_v (mcd)/Seg.	Forward Current I_F (mA)	VF (V) 20 mA	
Part No.	Ref. PN					Typ.	Max.
A5570UB	MOA50UB168G	Blue	465	50	10	3.0	3.5
A5570G	MVA50G085G	Yellow Green	570	4	10	2.0	2.4
A5570E	MVA50E086G	Super Red	628	4	10	2.1	2.6
A5570SR	MMA50SR153GA	Hyper Red	640	10	10	1.9	2.3

3573 Single Color Series

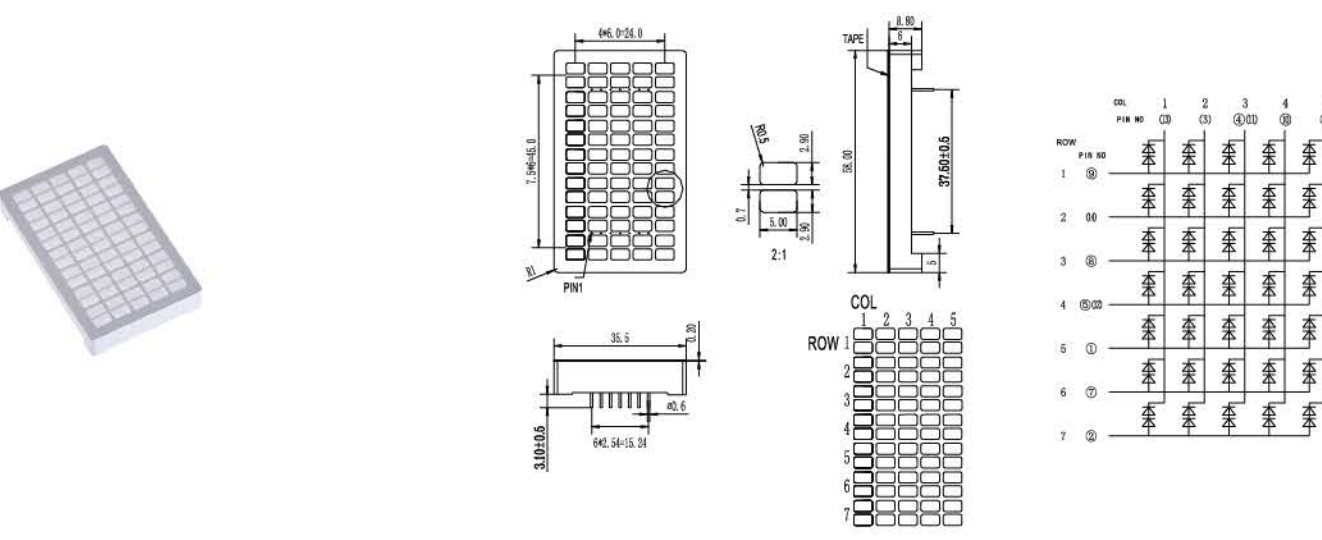
Outline Dimensions 1.7 inch 5 x 7



Common Anode		Color	Wavelength λ_d (nm)/CIE (x,y)	Typ. Luminous Intensity I_v (mcd)/Seg.	Forward Current I_F (mA)	VF (V) 20 mA	
Part No.	Ref. PN					Typ.	Max.
A3573LES	MQA30LES195G-FSD	Super Amber	605	55	10	2.1	2.4

3574 Single Color Series

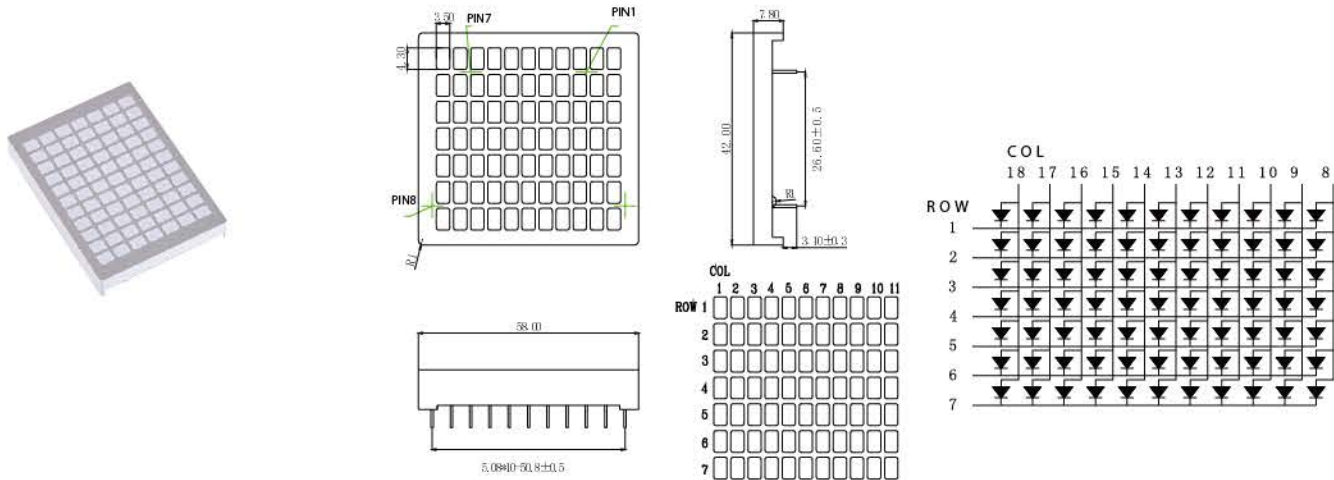
Outline Dimensions 2.3 inch 5 x 7



Common Anode		Color	Wavelength λ_d (nm)/CIE (x,y)	Typ. Luminous Intensity I_v (mcd)/Seg.	Forward Current I_F (mA)	VF (V) 20 mA	
Part No.	Ref. PN					Typ.	Max.
A3574LES	MQA30LES221G-FSD	Super Amber	605	85	10	4.2	4.8
A3573UW	MSA30UW213G-FSD	White	(0.28, 0.28)	720	10	6.0	6.8

3711 Single Color Series

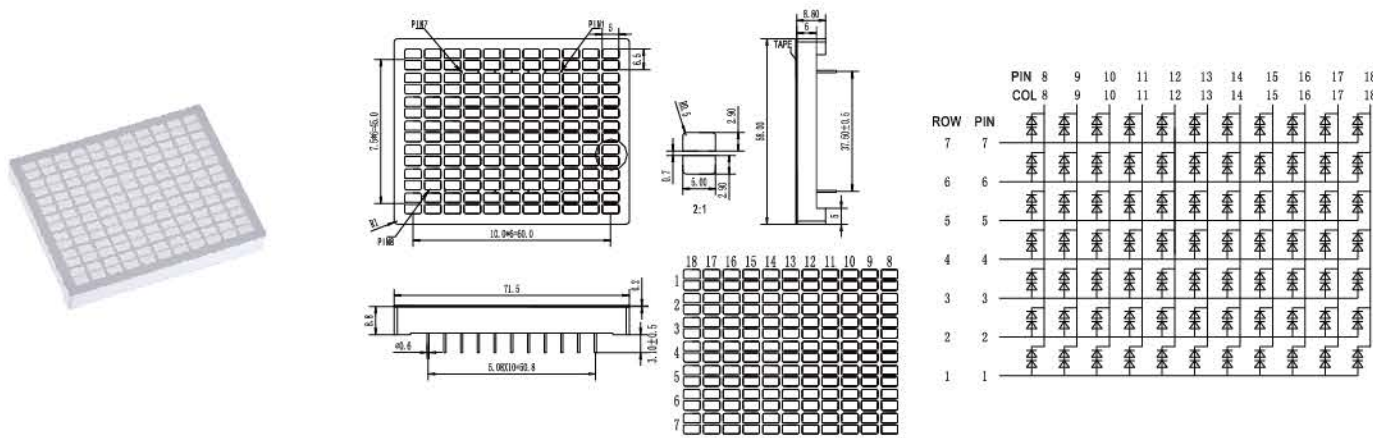
Outline Dimensions 2.3 inch 7 x 11



Common Anode		Color	Wavelength λ_d (nm)/CIE (x,y)	Typ. Luminous Intensity I_v (mcd)/Seg.	Forward Current I_F (mA)	VF (V) 20 mA	
Part No.	Ref. PN					Typ.	Max.
A3711LES	MQA30LES207G-FSD	Super Amber	605	55	10	2.1	2.4

5711 Single Color Series

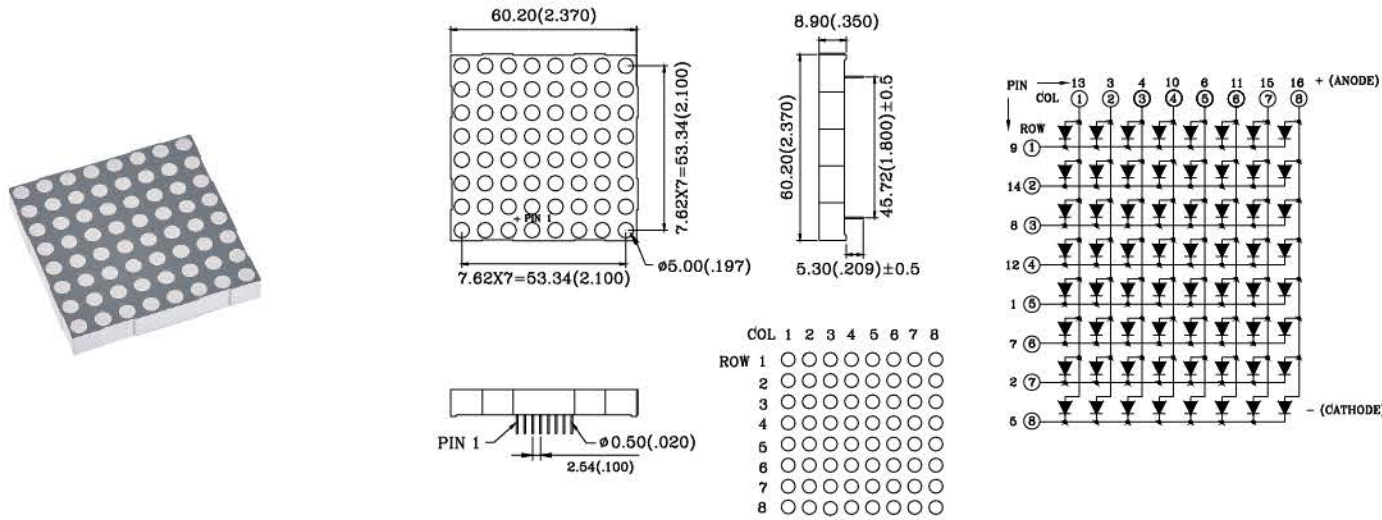
Outline Dimensions 2.8 inch 7 x 7



Common Anode		Color	Wavelength λ_d (nm)/CIE (x,y)	Typ. Luminous Intensity I_v (mcd)/Seg.	Forward Current I_F (mA)	VF (V) 20 mA	
Part No.	Ref. PN					Typ.	Max.
A5711LES	MQA30LES222G-FSD	Super Amber	605	85	10	4.2	4.8
A5711UW	MSA30UW214G-FSD	White	(0.28, 0.28)	720	10	6.0	6.8

5880 Single Color Series

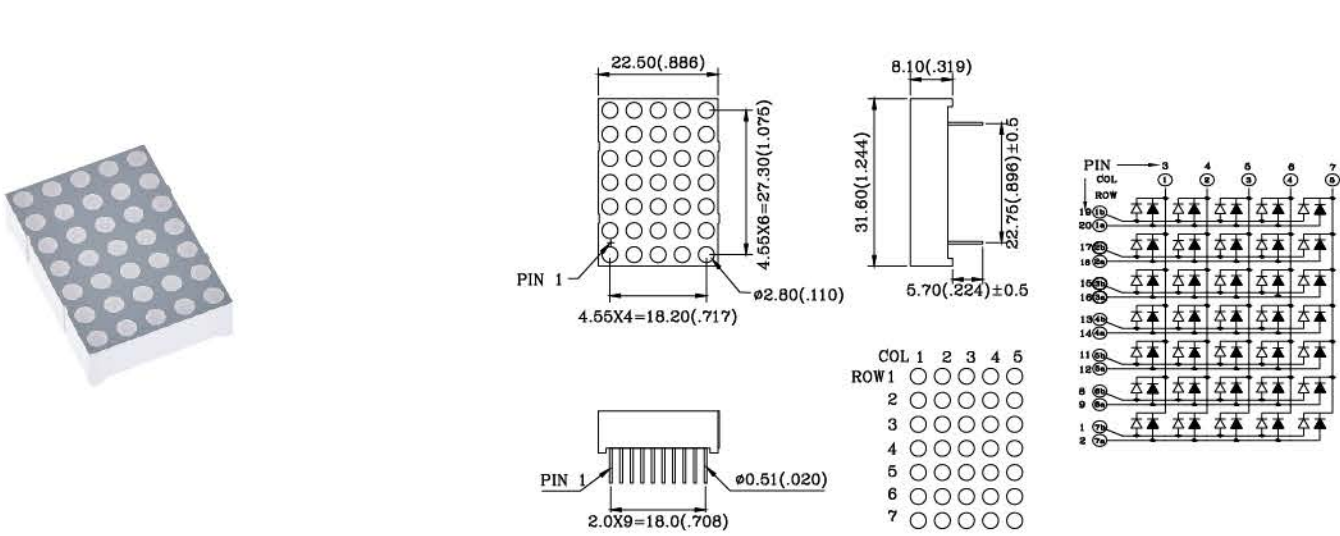
Outline Dimensions 2.4 inch 8 x 8



Common Anode		Color	Wavelength λ_d (nm)/CIE (x,y)	Typ. Luminous Intensity I_v (mcd)/Seg.	Forward Current I_F (mA)	VF (V) 20 mA	
Part No.	Ref. PN					Typ.	Max.
A5880G	MOA50G109G	Yellow Green	570	3.4	10	2.0	2.4
A5880E	MVA50E087G	Super Red	628	3.6	10	2.1	2.6
A5880SR	MKA50SR002G	Hyper Red	640	10	10	1.9	2.3

3571EG Dual Color Series

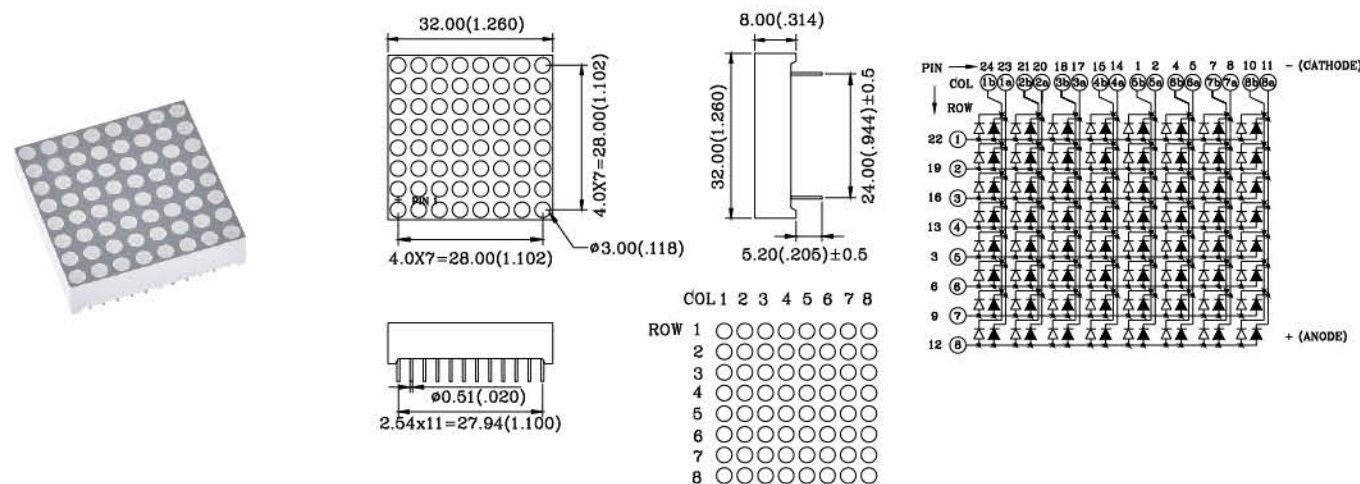
Outline Dimensions 1.2 inch 5 x 7



Common Anode		Color	Wavelength λ_d (nm)/CIE (x,y)	Typ. Luminous Intensity I_v (mcd)/Seg.	Forward Current I_F (mA)	VF (V) 20 mA	
Part No.	Ref. PN					Typ.	Max.
A3571EG	MKA30GE015G	Super Red	628	3	10	2.0	2.6
		Yellow Green	570	2.8	10	2.0	2.4

3880EG Dual Color Series

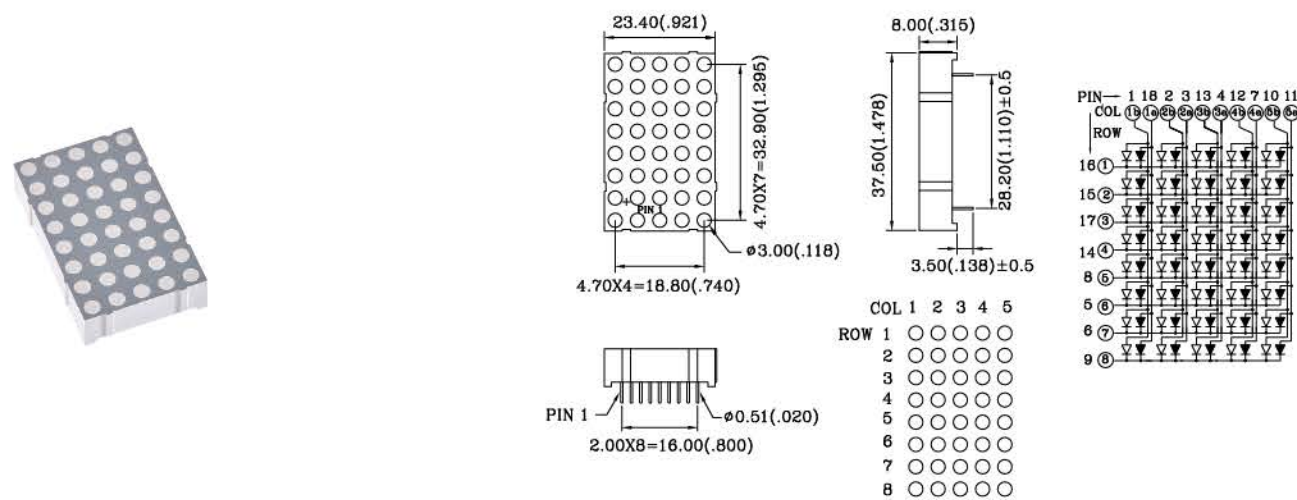
Outline Dimensions 1.2 inch 8 x 8



Common Anode		Color	Wavelength λ_d (nm)/CIE (x,y)	Typ. Luminous Intensity I_v (mcd)/Seg.	Forward Current I_F (mA)	VF (V) 20 mA	
Part No.	Ref. PN					Typ.	Max.
A3880EG	MQA30EG181GJ	Super Red	628	3	10	2.0	2.6
		Yellow Green	570	3	10	2.0	2.4

5580EG Dual Color Series

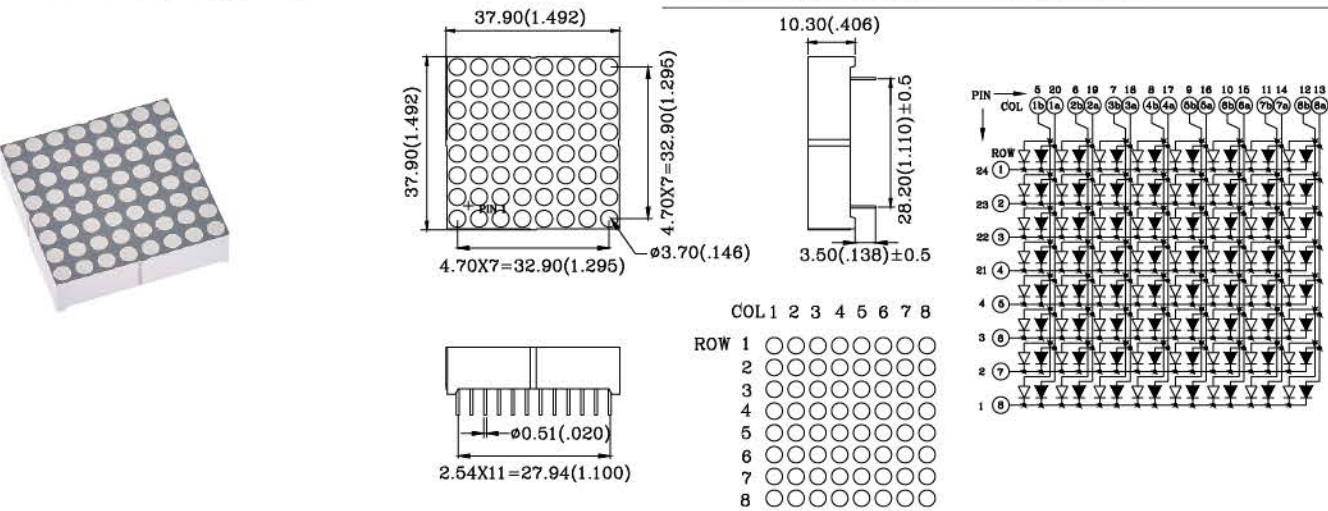
Outline Dimensions 1.5 inch 5 x 8



Common Anode		Color	Wavelength λ_d (nm)/CIE (x,y)	Typ. Luminous Intensity I_v (mcd)/Seg.	Forward Current I_F (mA)	VF (V) 20 mA	
Part No.	Ref. PN					Typ.	Max.
C3580EG	MHC30EG30	Super Red	628	3	10	2.0	2.6
		Yellow Green	570	2.8	10	2.0	2.4

4880EG Dual Color Series

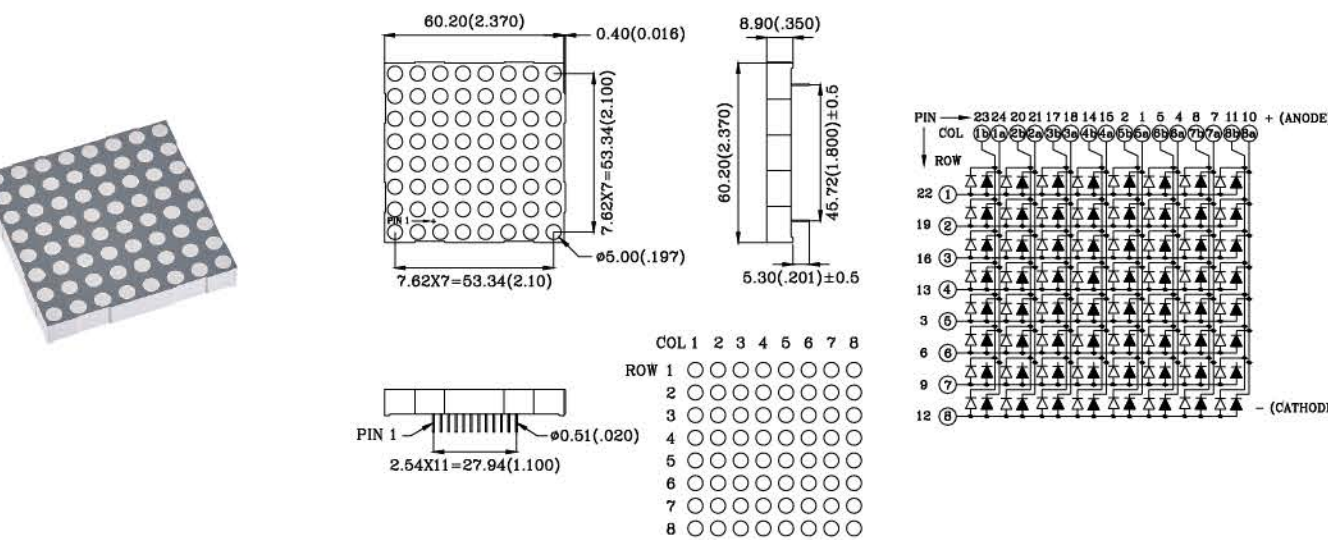
Outline Dimensions 1.5 inch 8 x 8



Common Anode		Color	Wavelength λ_d (nm)/CIE (x,y)	Typ. Luminous Intensity I_v (mcd)/Seg.	Forward Current I_F (mA)	VF (V) 20 mA	
Part No.	Ref. PN					Typ.	Max.
C4880EG	MCG4EG023	Super Red	628	3.6	10	2.0	2.6
		Yellow Green	570	3.4	10	2.0	2.4

5880EG Dual Color Series

Outline Dimensions 2.4 inch 8 x 8

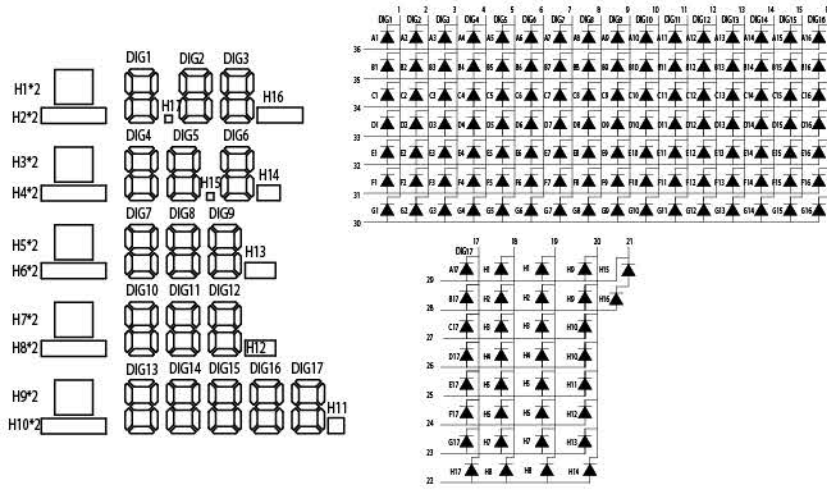
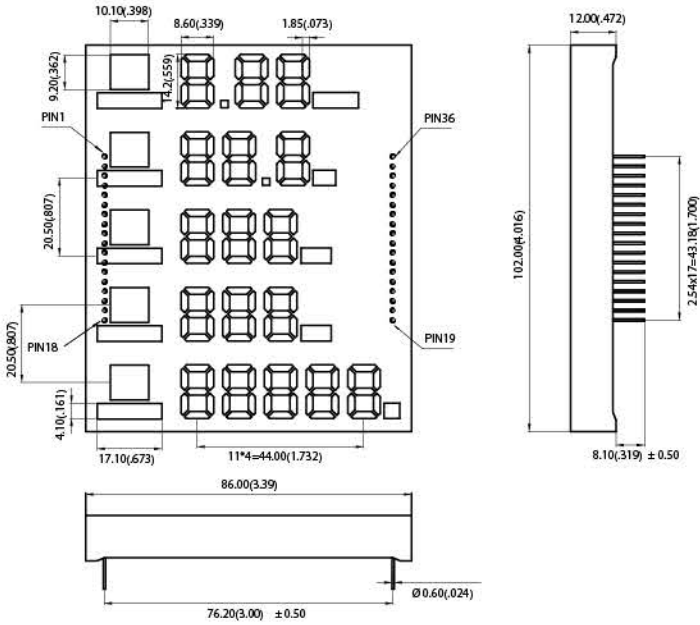


Common Anode		Color	Wavelength λ_d (nm)/CIE (x,y)	Typ. Luminous Intensity I_v (mcd)/Seg.	Forward Current I_F (mA)	VF (V) 20 mA	
Part No.	Ref. PN					Typ.	Max.
A5580EG	MRA50EG183G	Super Red	628	5	10	2.0	2.6
		Yellow Green	570	5	10	2.0	2.4



DQCH5UB246G

Outline Dimensions 0.56 inch



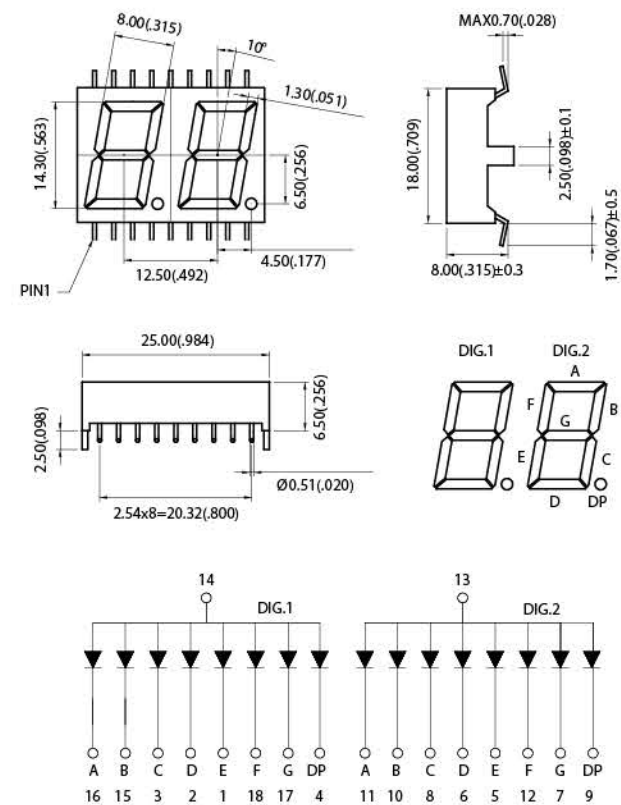
- Control Panel
- Energy meter
- Lift display
- Home appliance
- Numeric display
- Medical devices display

Part No.	Wavelength λ_d (nm) / CIE (x,y)	Typ. Luminous Intensity I_v (mcd) / Seg.	Typ. Forward Voltage V_F (V)	Forward Current I_F (mA)
DQCH5UB246G	465	20	3.2	10

*Any custom-made LED Display requirement, please contact Para Light sales teams or Para Light distributors.

DJA25E017

Outline Dimensions 0.56 inch

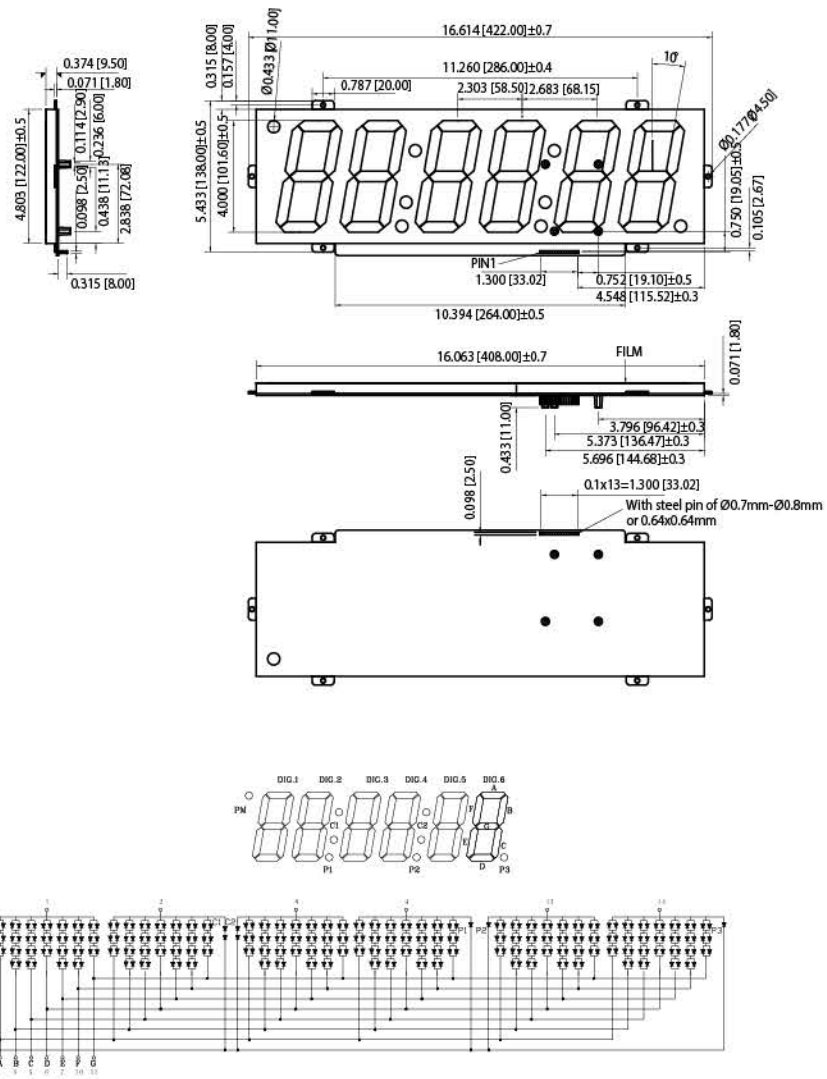


Part No.	Wavelength λ_d (nm) / CIE (x,y)	Typ. Luminous Intensity I_v (mcd) / Seg.	Typ. Forward Voltage V_f (V)	Forward Current I_f (mA)
DJA25E017	622	2.0	2.1	20

*Any custom-made LED Display requirement, please contact Para Light sales teams or Para Light distributors.

DSA640LPG6134GA

Outline Dimensions 4.0 inch

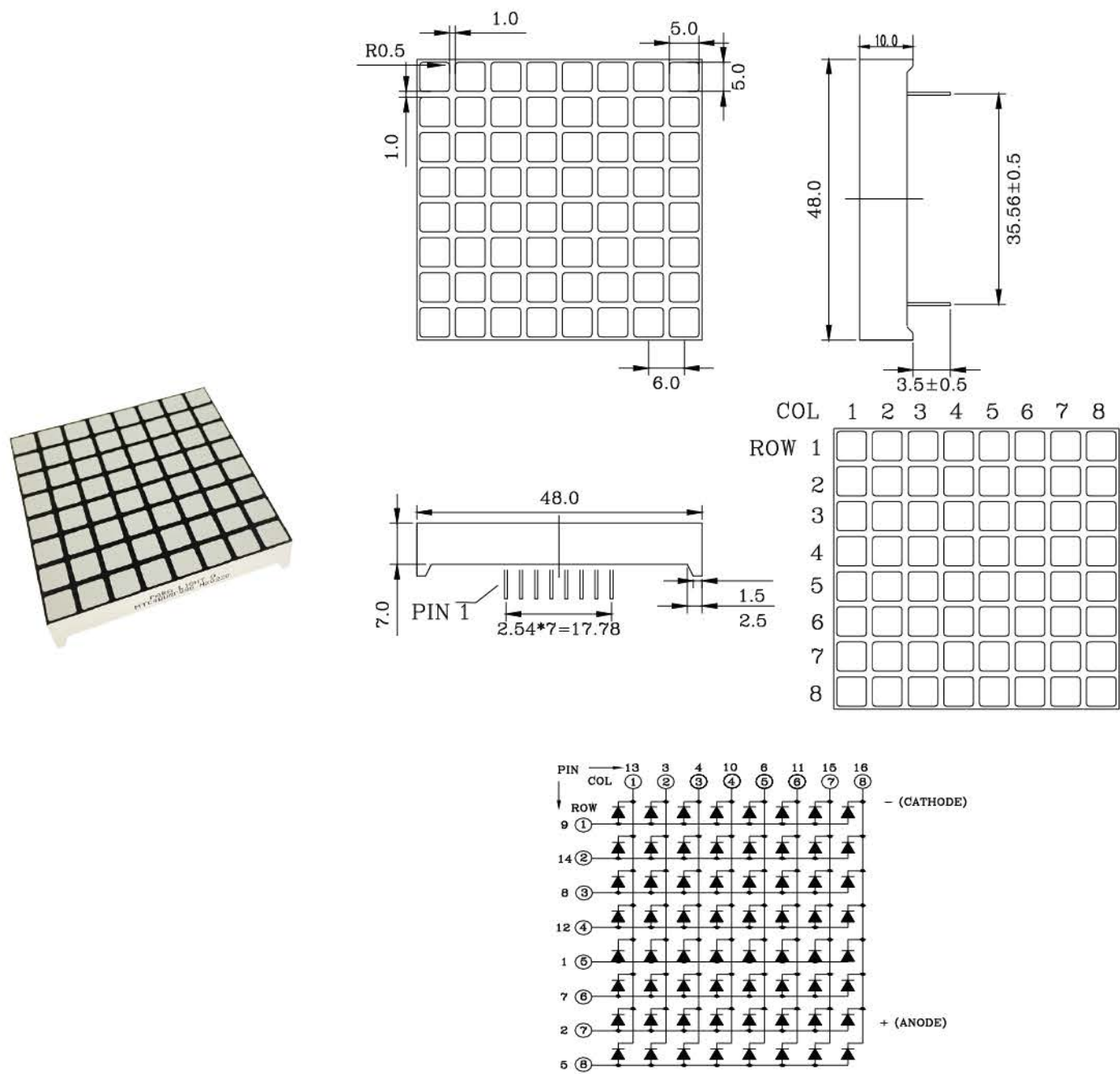


Part No.	Wavelength λ_d (nm) / CIE (x,y)	Typ. Luminous Intensity I_v (mcd) / Seg.	Typ. Forward Voltage V_f (V)	Forward Current I_f (mA)
DSA640LPG6134GA	527	600	5.6 / 8.4 / 11.2	20

*Any custom-made LED Display requirement, please contact Para Light sales teams or Para Light distributors.

MTC4BUR098G

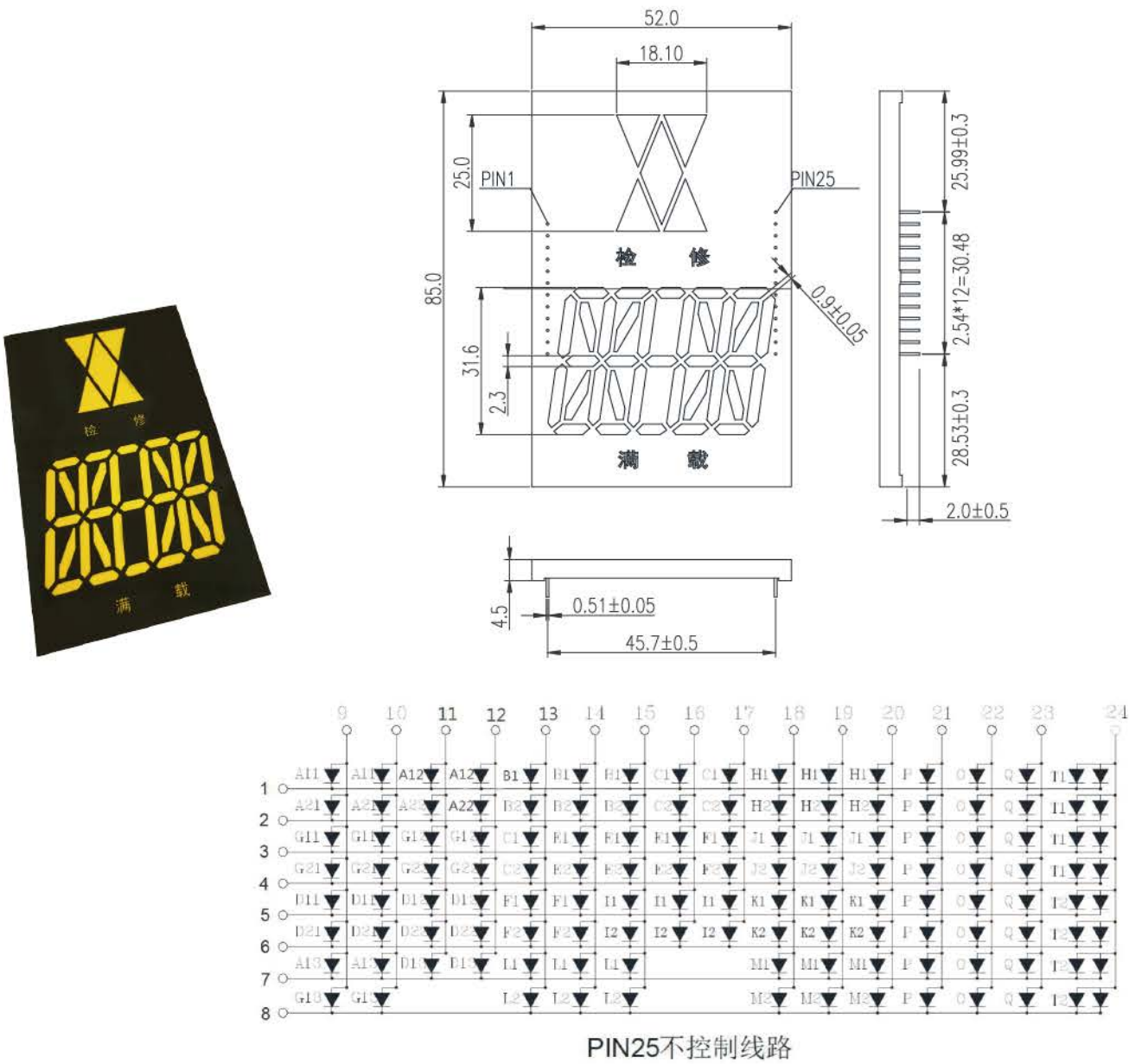
Outline Dimensions 1.2 inch



Part No.	Wavelength λd (nm) / CIE (x,y)	Typ. Luminous Intensity I _v (mcd) / Seg.	Typ. Forward Voltage V _F (V)	Forward Current I _F (mA)
MTC4BUR098G	640	20	2.0	25

DTC8552UW114G

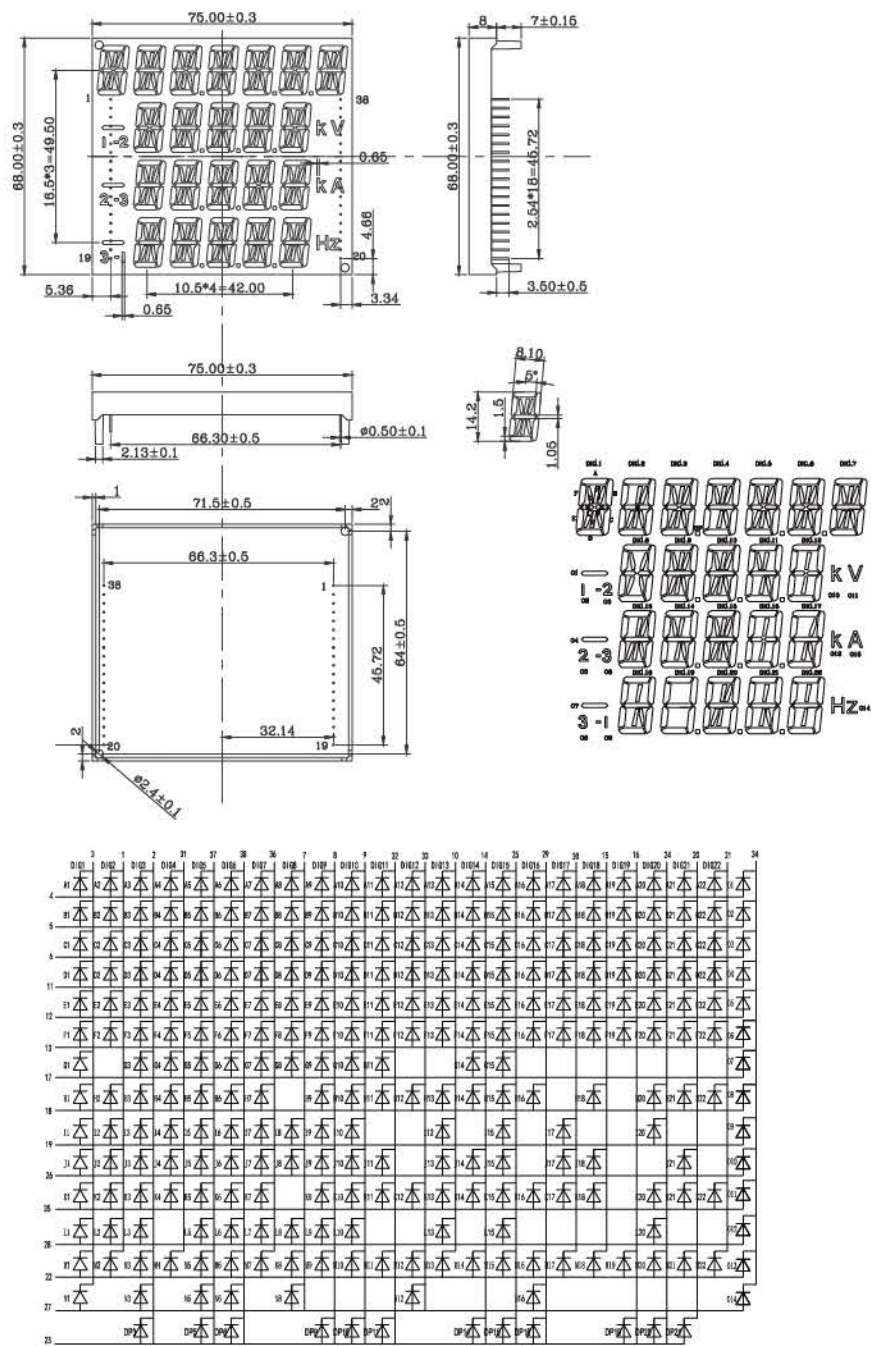

Outline Dimensions 52 x 85mm



Part No.	Wavelength λd (nm) / CIE (x,y)	Typ. Luminous Intensity I _v (mcd) / Seg.	Typ. Forward Voltage V _F (V)	Forward Current I _F (mA)
MTC4BUR098G	-	80	3.0	10

DSC2256

Outline Dimensions 0.56 inch



Part No.	Color	Wavelength λ_d (nm) / CIE (x,y)	Typ. Luminous Intensity I_v (mcd) / Seg.	Typ. Forward Voltage V_f (V)	Forward Current I_f (mA)
DSC2256RGB062G	Red	631	10	1.8	20
	Green	570	4	1.9	





SMT Series

- Medical and industrial applications

- Audio entertainment display

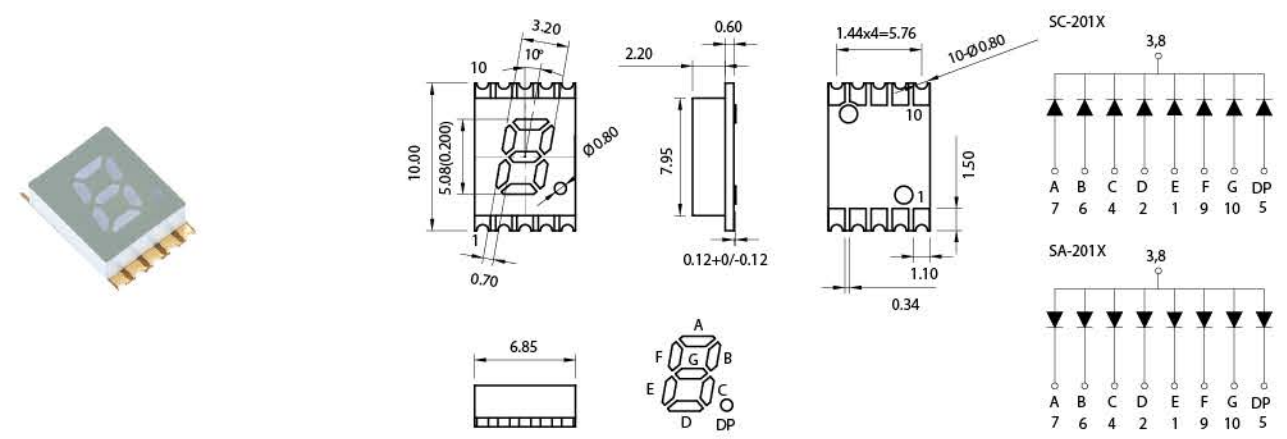
- Instrument panel display

- Customized product



SC/A-201X Single Digit Series

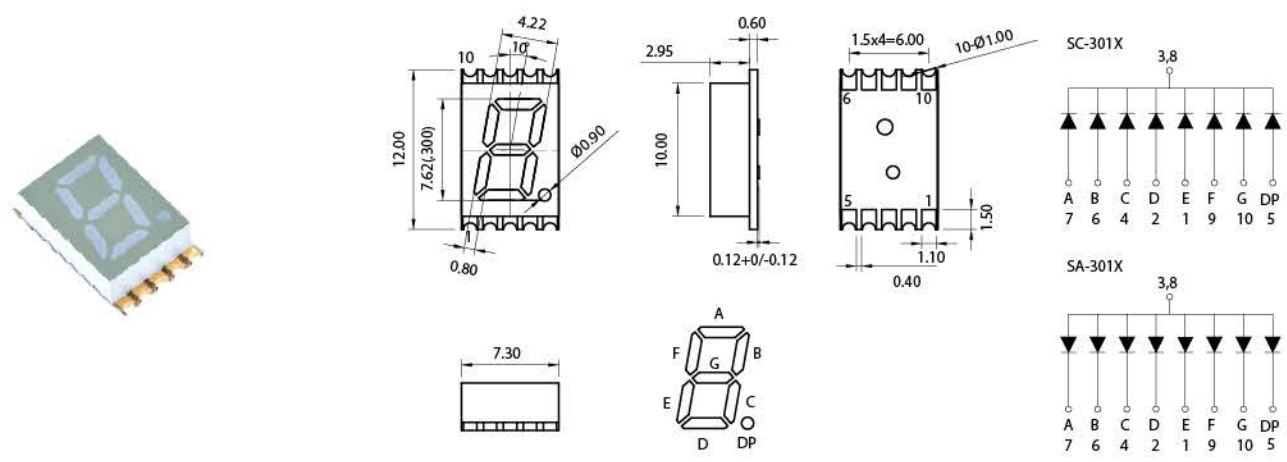
Outline Dimensions 0.2 inch



Common Cathode		Common Anode		Color	Wavelength λ_d (nm)/CIE (x,y)	Typ. Luminous Intensity I_v (mcd)/Seg.	Forward Current I_f (mA)
Part No.	Ref. PN	Part No.	Ref. PN				
SC-201LE1	SC201LE1999	SA-201LE1	SA201LE1082	Orange Red	622	8	10
SC-201G1	SC201G1998	SA-201G1	SA201G1092	Yellow Green	570	2	10
SC-201UB	SC201UB997	SA-201UB	SA201UB102	Blue	466	5	5
SC-201UW	SC201UW996	SA-201UW	SA201UW112	White	(0.29, 0.29)	28	5

SC/A-301X Single Digit Series

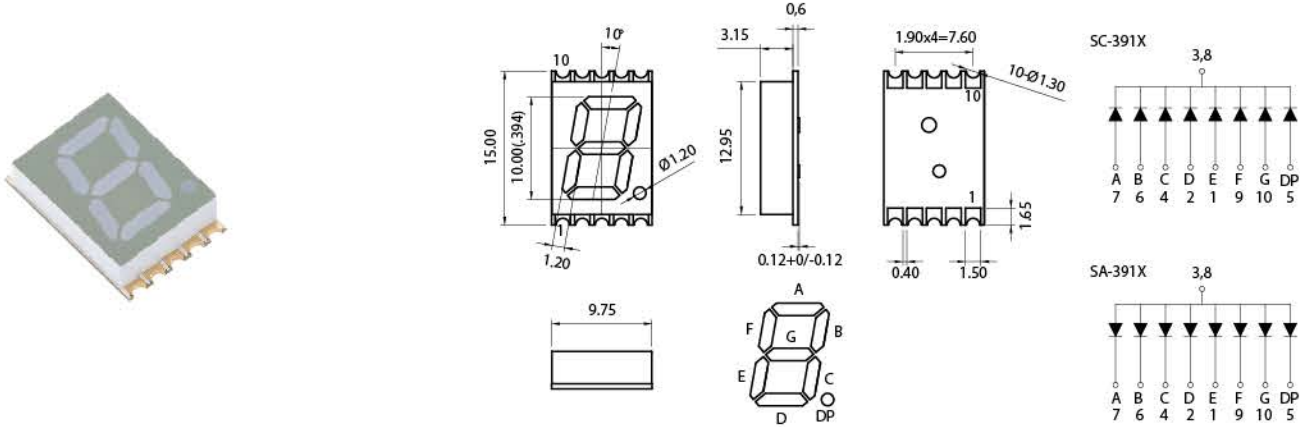
Outline Dimensions 0.3 inch



Common Cathode		Common Anode		Color	Wavelength λ_d (nm)/CIE (x,y)	Typ. Luminous Intensity I_v (mcd)/Seg.	Forward Current I_f (mA)
Part No.	Ref. PN	Part No.	Ref. PN				
SC-301LE1	SC301LE1995	SA-301LE1	SA301LE1083	Orange Red	622	10	10
SC-301G1	SC301G1994	SA-301G1	SA301G1093	Yellow Green	570	2	10
SC-301UB	SC301UB993	SA-301UB	SA301UB103	Blue	466	5	5
SC-301UW	SC301UW992	SA-301UW	SA301UW113	White	(0.29, 0.29)	35	5

SC/A-391X Single Digit Series

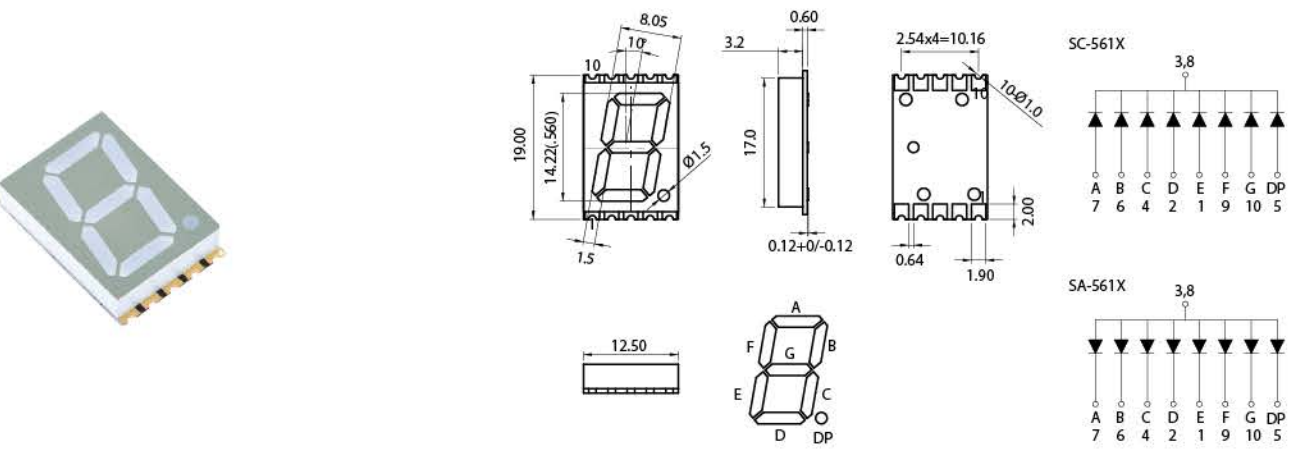
Outline Dimensions 0.39 inch



Common Cathode		Common Anode		Color	Wavelength λ_d (nm)/CIE (x,y)	Typ. Luminous Intensity I_v (mcd)/Seg.	Forward Current I_f (mA)
Part No.	Ref. PN	Part No.	Ref. PN				
SC-391LR1	SC391LR1991	SA-391LR1	SA391LR1084	Super Red	634	7.5	10
SC-391G1	SC391G1990	SA-391G1	SA391G1094	Yellow Green	570	4	10
SC-391UB	SC391UB989	SA-391UB	SA391UB104	Blue	466	9	5
SC-391UW	SC391UW988	SA-391UW	SA391UW114	White	(0.28, 0.28)	50	5

SC/A-561X Single Digit Series

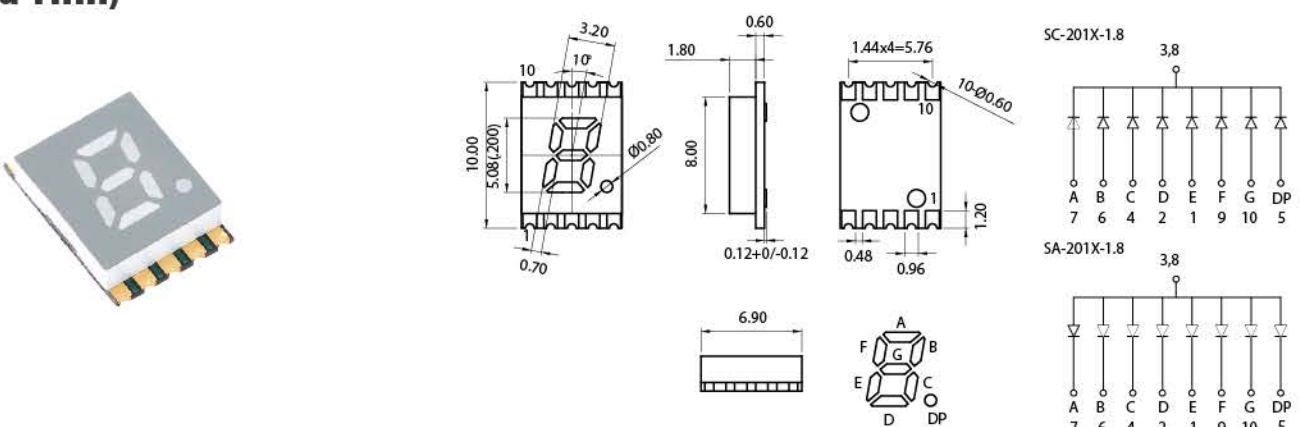
Outline Dimensions 0.56 inch



Common Cathode		Common Anode		Color	Wavelength λ_d (nm)/CIE (x,y)	Typ. Luminous Intensity I_v (mcd)/Seg.	Forward Current I_f (mA)
Part No.	Ref. PN	Part No.	Ref. PN				
SC-561LR1	SC561LR1987	SA-561LR1	SA561LR1085	Super Red	633	8	10
SC-561G1	SC561G1986	SA-561G1	SA561G1095	Yellow Green	570	10	10
SC-561UB	SC561UB985	SA-561UB	SA561UB105	Blue	466	8	5
SC-561UW	SC561UW984	SA-561UW	SA561UW115	White	(0.28, 0.28)	50	5

SC/A-201X-1.8 Single Digit Series
(Ultra Thin)

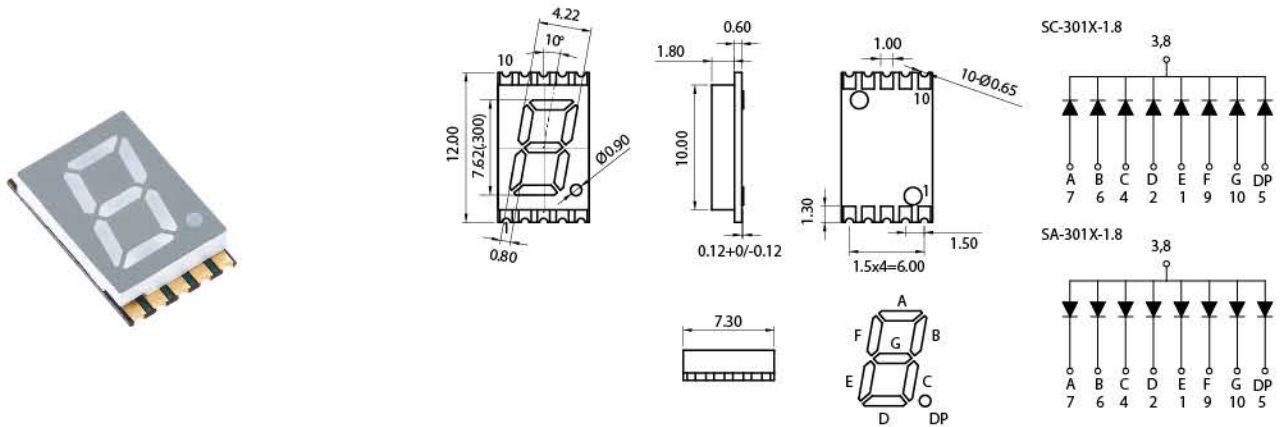
Outline Dimensions 0.2 inch



Common Cathode		Common Anode		Color	Wavelength λ_d (nm)/CIE (x,y)	Typ. Luminous Intensity I_v (mcd)/Seg.	Forward Current I_f (mA)
Part No.	Ref. PN	Part No.	Ref. PN				
SC-201LE1-1.8	SC201LE1963	SA-201LE1-1.8	SA201LE1122	Orange Red	622	15	10
SC-201G1-1.8	SC201G1962	SA-201G1-1.8	SA201G1123	Yellow Green	570	3.5	10
SC-201UB-1.8	SC201UB961	SA-201UB-1.8	SA201UB124	Blue	465	19	5
SC-201UW-1.8	SC201UW960	SA-201UW-1.8	SA201UW125	White	(0.29, 0.29)	30	5

SC/A-301X-1.8 Single Digit Series
(Ultra Thin)

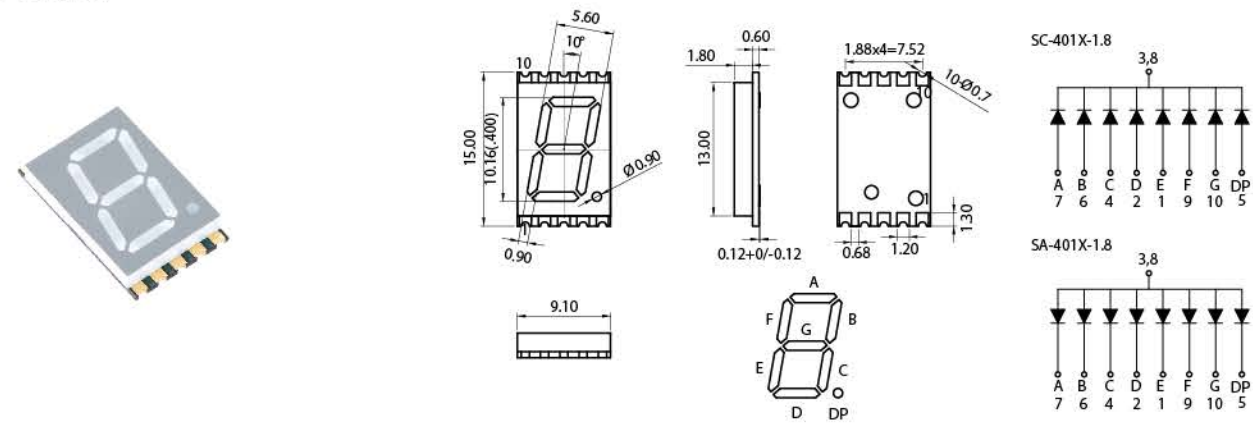
Outline Dimensions 0.3 inch



Common Cathode		Common Anode		Color	Wavelength λ_d (nm)/CIE (x,y)	Typ. Luminous Intensity I_v (mcd)/Seg.	Forward Current I_f (mA)
Part No.	Ref. PN	Part No.	Ref. PN				
SC-301LR1-1.8	SC301LR1959	SA-301LR1-1.8	SA301LR1126	Super Red	633	10	10
SC-301G1-1.8	SC301G1958	SA-301G1-1.8	SA301G1127	Yellow Green	570	5	10
SC-301UB-1.8	SC301UB957	SA-301UB-1.8	SA301UB128	Blue	466	10	5
SC-301UW-1.8	SC301UW956	SA-301UW-1.8	SA301UW129	White	(0.28, 0.28)	50	5

SC/A-401X-1.8 Single Digit Series
(Ultra Thin)

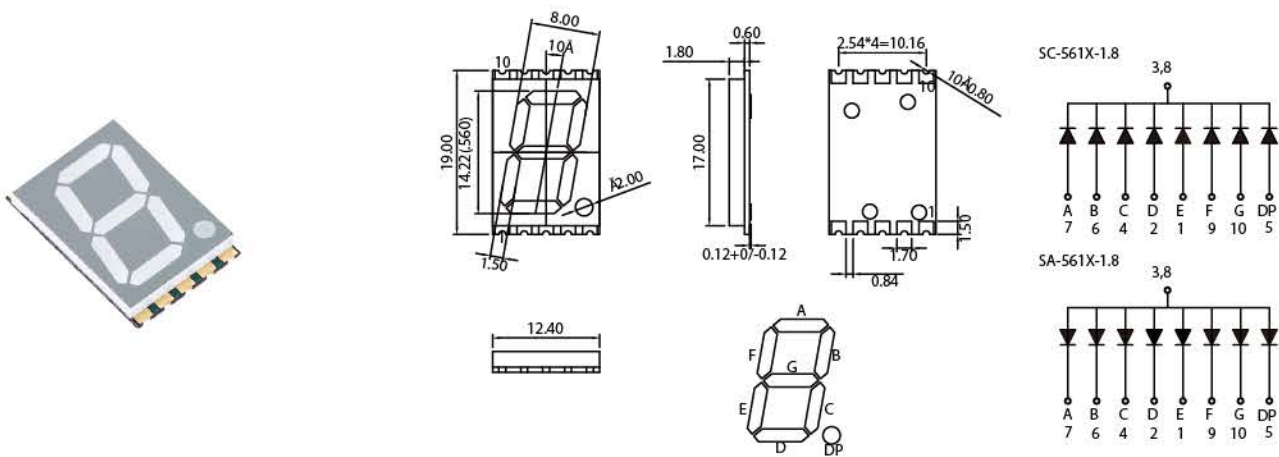
Outline Dimensions 0.4 inch



Common Cathode		Common Anode		Color	Wavelength λ_d (nm)/CIE (x,y)	Typ. Luminous Intensity I_v (mcd)/Seg.	Forward Current I_f (mA)
Part No.	Ref. PN	Part No.	Ref. PN				
SC-401LR1-1.8	SC401LR1955	SA-401LR1-1.8	SA401LR1130	Super Red	631	22	10
SC-401G1-1.8	SC401G1954	SA-401G1-1.8	SA401G1131	Yellow Green	570	8.5	10
SC-401UB-1.8	SC401UB953	SA-401UB-1.8	SA401UB132	Blue	465	15	5
SC-401UW-1.8	SC401UW952	SA-401UW-1.8	SA401UW133	White	(0.28, 0.28)	60	5

SC/A-561X-1.8 Single Digit Series
(Ultra Thin)

Outline Dimensions 0.56 inch

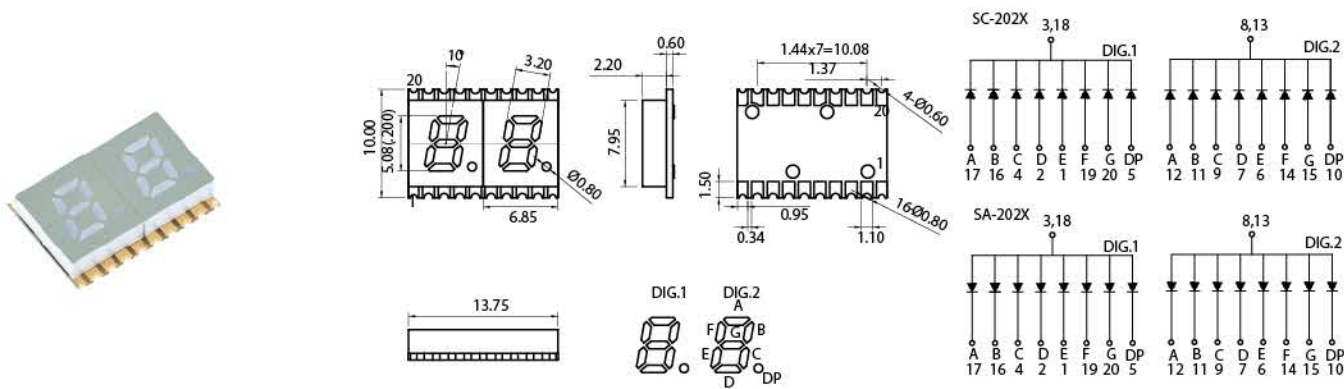


Common Cathode		Common Anode		Color	Wavelength λ_d (nm)/CIE (x,y)	Typ. Luminous Intensity I_v (mcd)/Seg.	Forward Current I_f (mA)
Part No.	Ref. PN	Part No.	Ref. PN				
SC-561LR1-1.8	SC561LR1951	SA-561LR1-1.8	SA561LR1134	Super Red	633	17	10
SC-561G1-1.8	SC561G1950	SA-561G1-1.8	SA561G1135	Yellow Green	570	10	10
SC-561UB-1.8	SC561UB949	SA-561UB-1.8	SA561UB136	Blue	466	18	5
SC-561UW-1.8	SC561UW948	SA-561UW-1.8	SA561UW137	White	(0.28, 0.28)	85	5



SC/A-202X Dual Digit Series

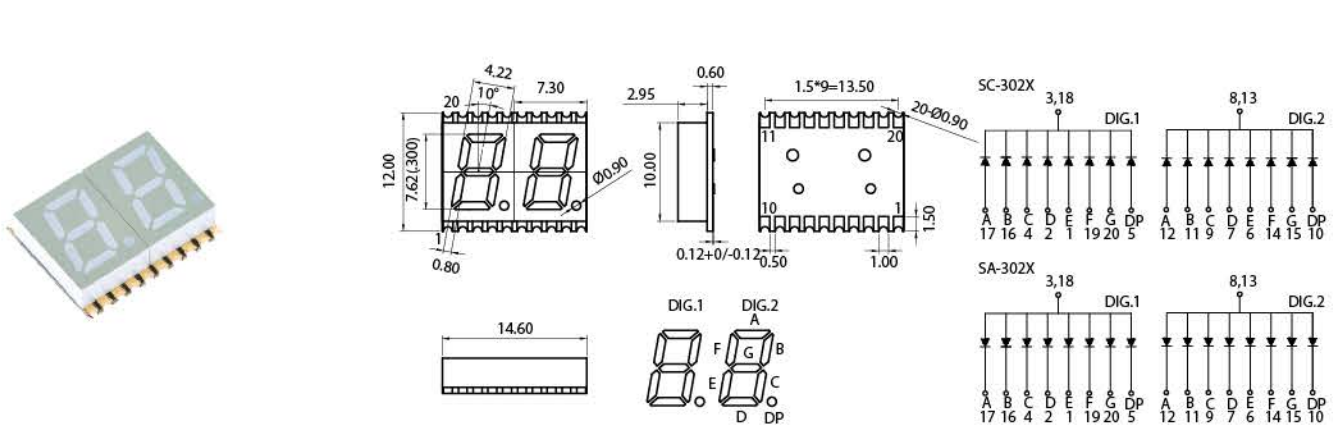
Outline Dimensions 0.2 inch



Common Cathode		Common Anode		Color	Wavelength λ_d (nm)/CIE (x,y)	Typ. Luminous Intensity I_v (mcd)/Seg.	Forward Current I_f (mA)
Part No.	Ref. PN	Part No.	Ref. PN				
SC-202LE1	SC202LE1983	SA-202LE1	SA202LE1086	Orange Red	622	8	10
SC-202G1	SC202G1982	SA-202G1	SA202G1096	Yellow Green	570	2	10
SC-202UB	SC202UB981	SA-202UB	SA202UB106	Blue	466	5	5
SC-202UW	SC202UW980	SA-202UW	SA202UW116	White	(0.29, 0.29)	28	5

SC/A-302X Dual Digit Series

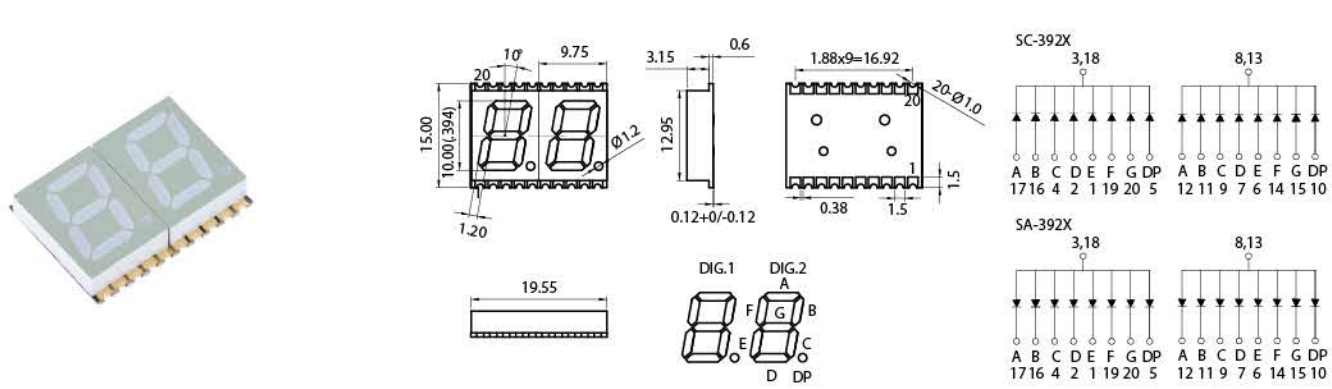
Outline Dimensions 0.3 inch



Common Cathode		Common Anode		Color	Wavelength λ_d (nm)/CIE (x,y)	Typ. Luminous Intensity I_v (mcd)/Seg.	Forward Current I_f (mA)
Part No.	Ref. PN	Part No.	Ref. PN				
SC-302LE1	SC302LE1979	SA-302LE1	SA302LE1087	Orange Red	622	10	10
SC-302G1	SC302G1978	SA-302G1	SA302G1097	Yellow Green	570	2	10
SC-302UB	SC302UB977	SA-302UB	SA302UB107	Blue	466	5	5
SC-302UW	SC302UW976	SA-302UW	SA302UW117	White	(0.29, 0.29)	35	5

SC/A-392X Dual Digit Series

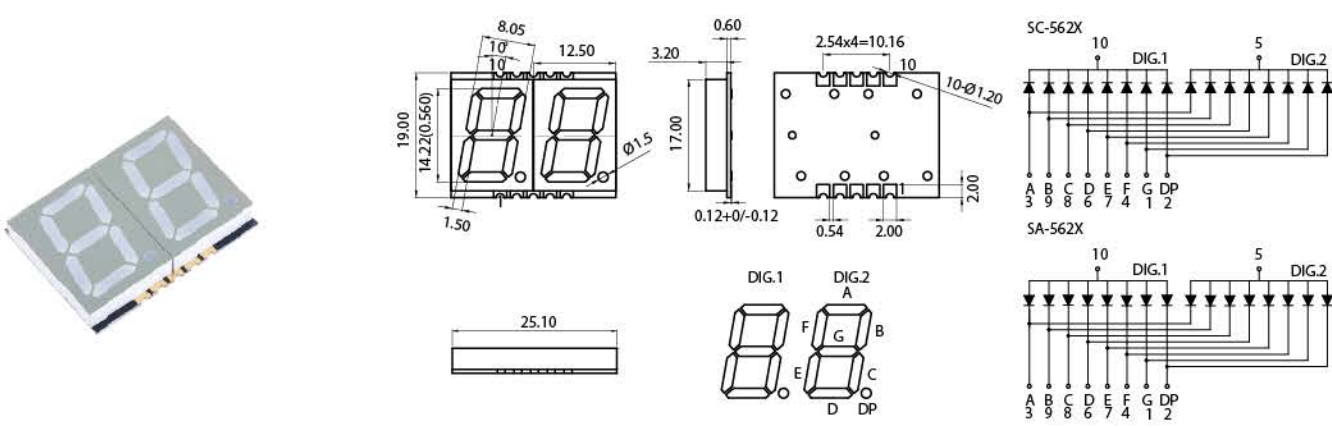
Outline Dimensions 0.39 inch



Common Cathode		Common Anode		Color	Wavelength λ_d (nm)/CIE (x,y)	Typ. Luminous Intensity I_v (mcd)/Seg.	Forward Current I_f (mA)
Part No.	Ref. PN	Part No.	Ref. PN				
SC-392LR1	SC392LR1975	SA-392LR1	SA392LR1088	Super Red	634	7.5	10
SC-392G1	SC392G1974	SA-392G1	SA392G1098	Yellow Green	570	4	10
SC-392UB	SC392UB973	SA-392UB	SA392UB108	Blue	467	9	5
SC-392UW	SC392UW972	SA-392UW	SA392UW118	White	(0.28, 0.28)	50	5

SC/A-562X Dual Digit Series

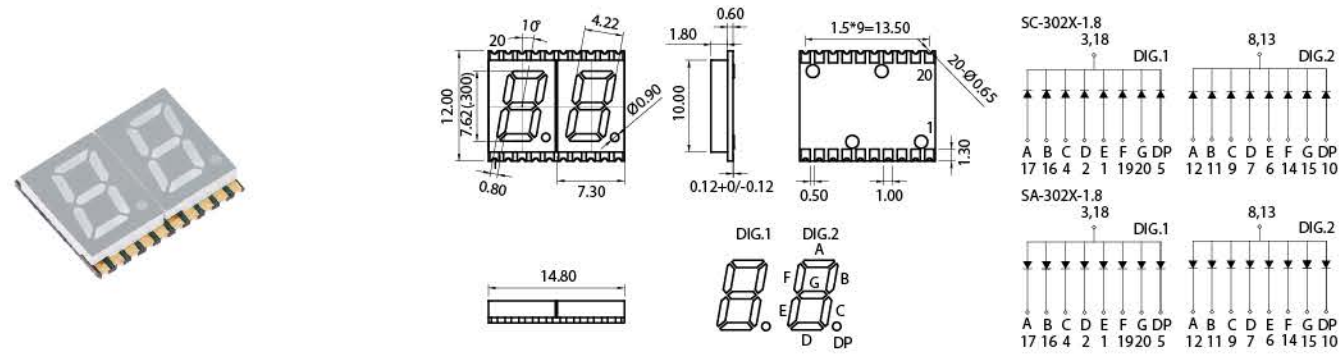
Outline Dimensions 0.56 inch



Common Cathode		Common Anode		Color	Wavelength λ_d (nm)/CIE (x,y)	Typ. Luminous Intensity I_v (mcd)/Seg.	Forward Current I_f (mA)
Part No.	Ref. PN	Part No.	Ref. PN				
SC-562LR1	SC562LR1971	SA-562LR1	SA562LR1089	Super Red	633	8	10
SC-562G1	SC562G1970	SA-562G1	SA562G1099	Yellow Green	570	4	10
SC-562UB	SC562UB969	SA-562UB	SA562UB109	Blue	465	8	5
SC-562UW	SC562UW968	SA-562UW	SA562UW119	White	(0.28, 0.28)	50	5

SC/A-302X-1.8 Dual Digit Series
(Ultra Thin)

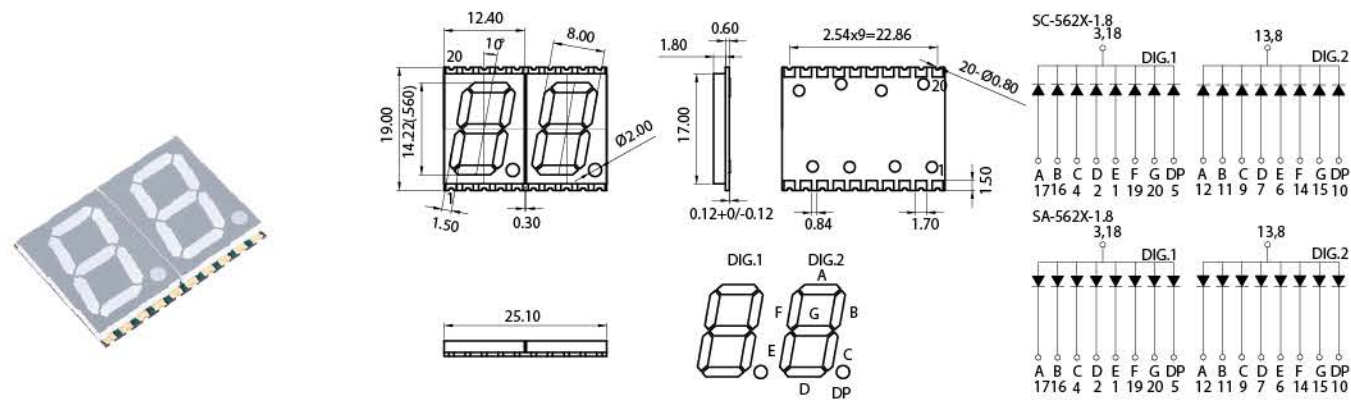
Outline Dimensions 0.3 inch



Common Cathode		Common Anode		Color	Wavelength λ_d (nm)/CIE (x,y)	Typ. Luminous Intensity I_v (mcd)/Seg.	Forward Current I_f (mA)
Part No.	Ref. PN	Part No.	Ref. PN				
SC-302LR1-1.8	SC302LR1947	SA-302LR1-1.8	SA302LR1138	Super Red	633	10	10
SC-302G1-1.8	SC302G1946	SA-302G1-1.8	SA302G1139	Yellow Green	570	5	10
SC-302UB-1.8	SC302UB945	SA-302UB-1.8	SA302UB140	Blue	466	10	5
SC-302UW-1.8	SC302UW944	SA-302UW-1.8	SA302UW141	White	(0.28, 0.28)	50	5

SC/A-562X-1.8 Dual Digit Series
(Ultra Thin)

Outline Dimensions 0.56 inch

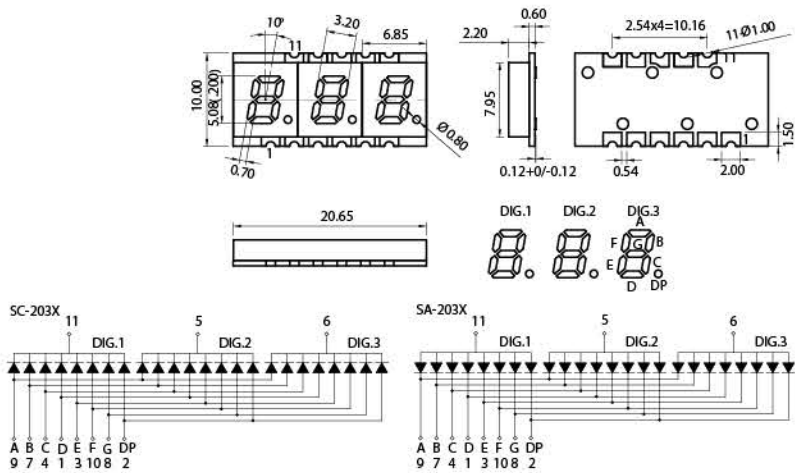


Common Cathode		Common Anode		Color	Wavelength λ_d (nm)/CIE (x,y)	Typ. Luminous Intensity I_v (mcd)/Seg.	Forward Current I_f (mA)
Part No.	Ref. PN	Part No.	Ref. PN				
SC-561LR1-1.8	SC562LR1943	SA-561LR1-1.8	SA562LR1142	Super Red	633	17	10
SC-561G1-1.8	SC562G1942	SA-561G1-1.8	SA562G1143	Yellow Green	570	10	10
SC-561UB-1.8	SC562UB941	SA-561UB-1.8	SA562UB144	Blue	466	18	5
SC-561UW-1.8	SC562UW940	SA-561UW-1.8	SA562UW145	White	(0.28, 0.28)	85	5



SC/A-203X Three Digit Series

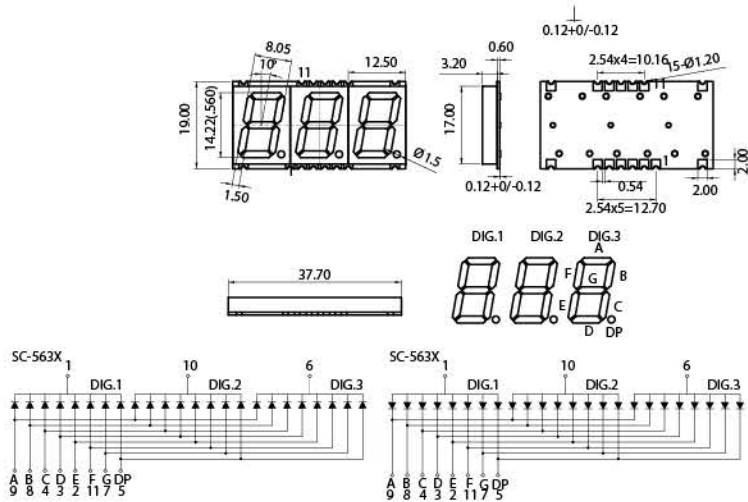
Outline Dimensions 0.2 inch



Common Cathode		Common Anode		Color	Wavelength λ_d (nm)/CIE (x,y)	Typ. Luminous Intensity I_v (mcd)/Seg.	Forward Current I_f (mA)
Part No.	Ref. PN	Part No.	Ref. PN				
SC-203LE1	SC203LE1935	SA-203LE1	SA203LE1090	Orange Red	622	8	10
SC-203G1	SC203G1934	SA-203G1	SA203G1100	Yellow Green	570	2	10
SC-203UB	SC203UB933	SA-203UB	SA203UB110	Blue	467	5	5
SC-203UW	SC203UW932	SA-203UW	SA203UW120	White	(0.29, 0.29)	28	5

SC/A-563X Three Digit Series

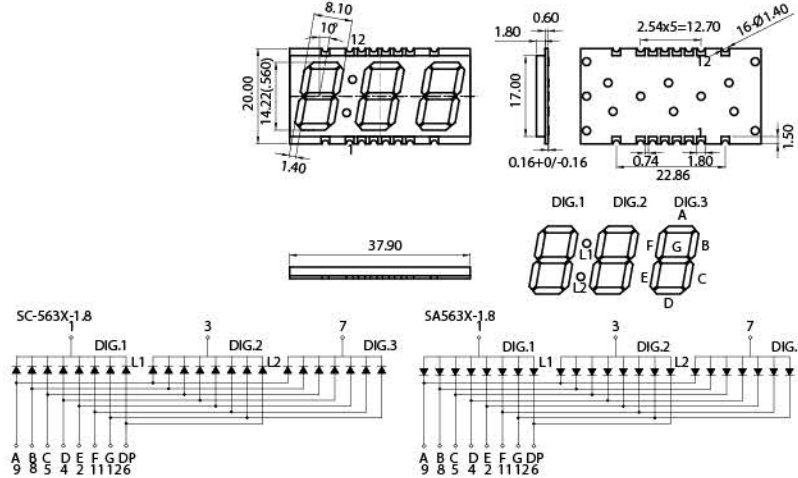
Outline Dimensions 0.56 inch



Common Cathode		Common Anode		Color	Wavelength λ_d (nm)/CIE (x,y)	Typ. Luminous Intensity I_v (mcd)/Seg.	Forward Current I_f (mA)
Part No.	Ref. PN	Part No.	Ref. PN				
SC-563LR1	SC563LR1967	SA-563LR1	SA563LR1091	Super Red	633	8	10
SC-563G1	SC563G1966	SA-563G1	SA563G1101	Yellow Green	570	4	10
SC-563UB	SC563UB965	SA-563UB	SA563UB111	Blue	466	8	5
SC-563UW	SC563UW964	SA-563UW	SA563UW121	White	(0.28, 0.28)	60	5

SC/A-563X-1.8 Three Digit Series (Ultra Thin)

Outline Dimensions 0.56 inch



Common Cathode		Common Anode		Color	Wavelength λ_d (nm)/CIE (x,y)	Typ. Luminous Intensity I_v (mcd)/Seg.	Forward Current I_f (mA)
Part No.	Ref. PN	Part No.	Ref. PN				
SC-563LR1-1.8	SC563LR1939	SA-563LR1-1.8	SA563LR1146	Super Red	633	17	10
SC-563G1-1.8	SC563G1938	SA-563G1-1.8	SA563G1147	Yellow Green	570	7.5	10
SC-563UB-1.8	SC563UB937	SA-563UB-1.8	SA563UB148	Blue	466	20	5
SC-563UW-1.8	SC563UW936	SA-563UW-1.8	SA563UW149	White	(0.28, 0.28)	120	5



► Headquarters

光鼎電子股份有限公司
Para Light Electronics Co., Ltd.

新北市中和區建康路8號11樓
11F, No. 8, Jiankang Rd., Zhonghe Dist. New Taipei City, 23586 Taiwan
T+886-2-2225-3733
F+886-2-2225-4800
para@para.com.tw
www.para.com.tw

► Factory

連雲港光鼎電子有限公司
Para Light Lianyungang Electronics Co., Ltd.

中國江蘇省連雲港市灌南線經濟開發區威海路8號
No.8, Wei Hai Rd., Guannan Economics Deveopment Zone,
Lianyungang City, Jiangsu Province, 223500, China
T+86-518-8369-2888
F+86-518-8369-2899
para@para.com.tw

南京華鼎電子有限公司
Para Light Nanjing Electronics Co., Ltd.

中國江蘇省南京市江寧區湯山街湯泉西路1號
No.1, Tanguan W. Rd., Tangshan Ave., Jianning Dist. Nanjing City,
Jiansu Province, 211131 China
T+86-25-8410-7685
F+86-25-8410-7684

緬甸光鼎電子有限公司(仰光)
Para Light Yangon Electronics Co., Ltd. (Myanmar)

No. 212, Pyin Si Minthar Gyi Street, Shwe Lin Ban Industry,
Hlaing Thar Yar Township, Yangon, Myanmar
T+95-9776964540
susie@parahk.com
www.para.com.tw

► America

美國光鼎分公司
Para Light Corp. USA

515 Spanish Lane, Suite B, Walnut, CA 91789
T+909-468-4866
F+909-468-4876
sales@paralightusa.com
www.paralightusa.com

► India

印度光鼎分公司
Para Light India Pvt. Ltd.

No.979, 9th Floor, Aggarwal Cyber Plaza-2,
Netaji Subhash Place, Pitampura, New Delhi- 110034, India
T+011-41086226
abhinav.jha@para.com.tw

► Greater China-Sales Team

North China : Beijing, Qingdao
East China : Shanghai, Ningbo, Suzhou, Nanjing, Hefei, Wuhan, Zhengzhou
South: Shenzhen, Xiamen, Jiangmen
Central : Chengdu

蘇州光鼎電子有限公司 East China
Para Light (SUZHOU) Electronics Co., Ltd.

蘇州新區獅山路199號新地中心2104室
Room 2104, Xindi Center Building, No.199, Shishan Road
Suzhou City, Jiangsu Province, 215011 China
T+86-133-6527-0527
F+86-512-6809-7669
jeremy@para-lyg.com.cn

光鼎深圳實業有限公司 South China
Para Light (SHENZHEN) Electronics Co., Ltd.

中國深圳市龍華區龍觀東路57號尚美時代大廈1310-1312室
Room 1310-1312, Shangmei Times Building, No.57,
Longguan East Road, Longhua Dist., Shenzhen City,
Guangdong Province, 518110 China
T+86-189-2747-1103
eddy@paralight.com.cn

青島光鼎電子有限公司
Para Light (QINGDAO) Electronics Co., Ltd.

山東省青島市市北區山東路168號時代國際廣場12樓1204室
Room 1204, 12th Floor, Times International Plaza,
No.168 Shandong Road, Shibei District, Qingdao City,
Shandong Province, 266000 China
T+0532-85692571 / 18626429477

光鼎北京辦事處 North China
Para Light (BEIJING) Sales Office

北京市海淀區清和中街橡樹灣二期
Qinghe street, oak bay Phase II building, Haiding District,
Beijing City, 100000 China
T+186-2642-9477 / 181-0107-7619
tianjin@paralight.com.cn

光鼎成都辦事處 Central China
Para Light (CHENGDU) Sales Office

四川省成都市金牛區金沙路169號-現代城1幢10層1008室
Room 1008, 10th Floor, No. 169 Xiandaicheng Building 1, Jinsha Road,
Jinniu District, Chengdu city, Sichuan Province, 610031 China
T+86-18360655305
yangfeiting@para-lyg.com.cn